



LeoneAmerica Dental Products is a California corporation established in 2016 which distributes exclusively Leone branded orthodontic products in the USA, Canada, and Puerto Rico.

Leone S.p.A. is the leading Italian manufacturer of **orthodontic products**.

Its history began in the workshop of Mario Pozzi, a resourceful craftsman, and today continues as a cutting-edge orthodontic manufacturing.

The **family** is a founding value for Leone and from generation to generation the company developed the production and the marketing of the products.

In particular, Leone entered in the US market in the mid-70s through a distributor and since then it continued growing.

**Research** and **development** are at the core of Leone, and significant investments are made each year in the analysis, design, production, and clinical testing of new additions to the product line. On the other side of the globe, LeoneAmerica proudly sells the Leone orthodontic line carrying on and spreading the parent company's values.

2022 has been an important year for the American company since it experienced a change in ownership and Leone S.p.A. became the sole shareholder.

And in 2023 LeoneAmerica moved in a brand-new location always in Oxnard, CA, to accommodate its expected growth.

To emphasize these great **changes** and the renewed **synergy** between the manufacturer and the distributor a new brand identity for LeoneAmerica has been designed.

The marketing department of Leone S.p.A. together with the LeoneAmerica's team looked to Leone's rich history for inspiration and created a custom typeface based directly on the forms of the old logo. The letters of the font are all set at the original angle of the "L", a forward tilt that suggests a sense of **energy** and **excitement**, reflecting the continuous need of moving forward and innovate. Mixing **craft** and **heritage** with **modernity** and **innovation**, LeoneAmerica's logo becomes part and parcel of the parent company's, reflecting the ideals that the company represents.

The new brand identity is designed to work seamlessly across a wide range of applications, from business cards to web page.

Today, as in 1934, the soul of our companies has not changed, and it is committed to continuous product improvement and customer satisfaction.



**Leone** *AMERICA*

805-487-9860  
info@leoneamerica.com  
[www.leoneamerica.com](http://www.leoneamerica.com)


1641 South Rose Avenue  
Oxnard, CA 93033-2470

LeoneAmerica is the sole distributor of  
Leone S.p.A. orthodontic products in  
USA, Canada, and Puerto Rico.






4




21



24



40



43



46



PATENTED

**NEW  
LINE**



**SEE PAGES 6-14  
CATALOG  
LABORATORY**

SIDE FOR THE  
COMPLETE CAD CAM  
EXPANDER SERIES  
AVAILABLE  
FOR **SINTEX**,  
THE FULLY DIGITAL  
DESIGNED SINTERED  
EXPANDER.

Introducing

 Sintex



## Fully Digital Designed Sintered Expander

## WHY SINTEX ?

Less	chair time
Better	predictability
More	comfort
Higher	reliability

**Because SINTEX** does not need either elastic separator and trial band appointments.

**Because** the bonding procedure is easier, quicker and pain free for the patient.

**Because** the **3DLeone Designer** software allows optimal biomechanical expander positioning and full customization of the framework design.

**Because** with the free Viewer you can modify and approve **SINTEX** prior to the delivery.

**Because SINTEX** is powered by Leone CAD-CAM screws, the strongest expander available and ideal for TADs, hybrid and full bone borne anchored expanders.



FULL LIST OF LABS USING **3DLEONE DESIGNER** SW AND THE DEDICATED **LEONE CAD-CAM** SCREW SERIES ON [WWW.LEONEAMERICA.COM](http://WWW.LEONEAMERICA.COM)

**Leone**<sup>®</sup> America

Dental Products, Inc | (805) 487-9860 | [info@leoneamerica.com](mailto:info@leoneamerica.com)

9860


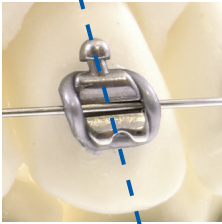
[www.leoneamerica.com](http://www.leoneamerica.com)



# D.B. BRACKETS DIAGONAL ROUND WITH FDI IDENTIFICATION

## DIAGONAL ROUND ANGULATION

FOR EASY BRACKET PLACEMENT






## ANATOMICAL 80 MESH PAD WITH FDI IDENTIFICATION

FOR EXCELLENT BOND STRENGTH  
WITH THE USE OF ANY ADHESIVE

## MAXIMUM COMFORT

THANKS TO REDUCED SIZES  
AND ROUNDED EDGES



## MIM® INTEGRAL BALL HOOK

ON CUSPIDS  
AND BICUSPIDS



## D.B. BRACKETS DIAGONAL ROUND ROTH SYSTEM

WITH FDI IDENTIFICATION

Manufactured using **MIM**® technology, in stainless steel welded on 80 gauge mesh sintered pads to ensure a secure bond strength to the tooth. Diagonal Round angulation, torque-in-base and calibrated sizes optimize biomechanics thus decreasing therapeutic time.

Packs of 10



CODE	CODE			torque	ang.		pkg.	
.018"x.030"	.022"x.030"							
<b>F6380-11</b>	<b>F6320-11</b>			3.2	+12°	+5°	<u>1</u>	10
<b>F6380-21</b>	<b>F6320-21</b>				+12°	+5°	<u>1</u>	10
<b>F6380-12</b>	<b>F6320-12</b>			2.5	+8°	+9°	<u>2</u>	10
<b>F6380-22</b>	<b>F6320-22</b>				+8°	+9°	<u>2</u>	10
<b>F6374-13</b>	<b>F6314-13</b>			3	-2°	+13°	<u>3</u>	10
<b>F6374-23</b>	<b>F6314-23</b>				-2°	+13°	<u>3</u>	10
<b>F6379-14</b>	<b>F6319-14</b>			3	-7°	0°	<u>4</u>	10
<b>F6379-24</b>	<b>F6319-24</b>				-7°	0°	<u>4</u>	10
<b>F6379-15</b>	<b>F6319-15</b>			3	-7°	0°	<u>5</u>	10
<b>F6379-25</b>	<b>F6319-25</b>				-7°	0°	<u>5</u>	10
<b>F6380-41</b>	<b>F6320-41</b>			2.4	0°	0°	<u>1</u>	10
<b>F6380-31</b>	<b>F6320-31</b>				0°	0°	<u>1</u>	10
<b>F6380-42</b>	<b>F6320-42</b>			2.4	0°	0°	<u>2</u>	10
<b>F6380-32</b>	<b>F6320-32</b>				0°	0°	<u>2</u>	10
<b>F6374-43</b>	<b>F6314-43</b>			3	-11°	+7°	<u>3</u>	10
<b>F6374-33</b>	<b>F6314-33</b>				-11°	+7°	<u>3</u>	10
<b>F6379-44</b>	<b>F6319-44</b>			3	-17°	0°	<u>4</u>	10
<b>F6379-34</b>	<b>F6319-34</b>				-17°	0°	<u>4</u>	10
<b>F6379-45</b>	<b>F6319-45</b>			3	-22°	0°	<u>5</u>	10
<b>F6379-35</b>	<b>F6319-35</b>				-22°	0°	<u>5</u>	10

## D.B. BRACKETS DIAGONAL ROUND ROTH SYSTEM



CODE	CODE	
20 brackets 1 case	200 brackets 10 case	inch
<b>F6380-91</b>	<b>F6381-91</b>	.018"
<b>F6320-91</b>	<b>F6321-91</b>	.022"

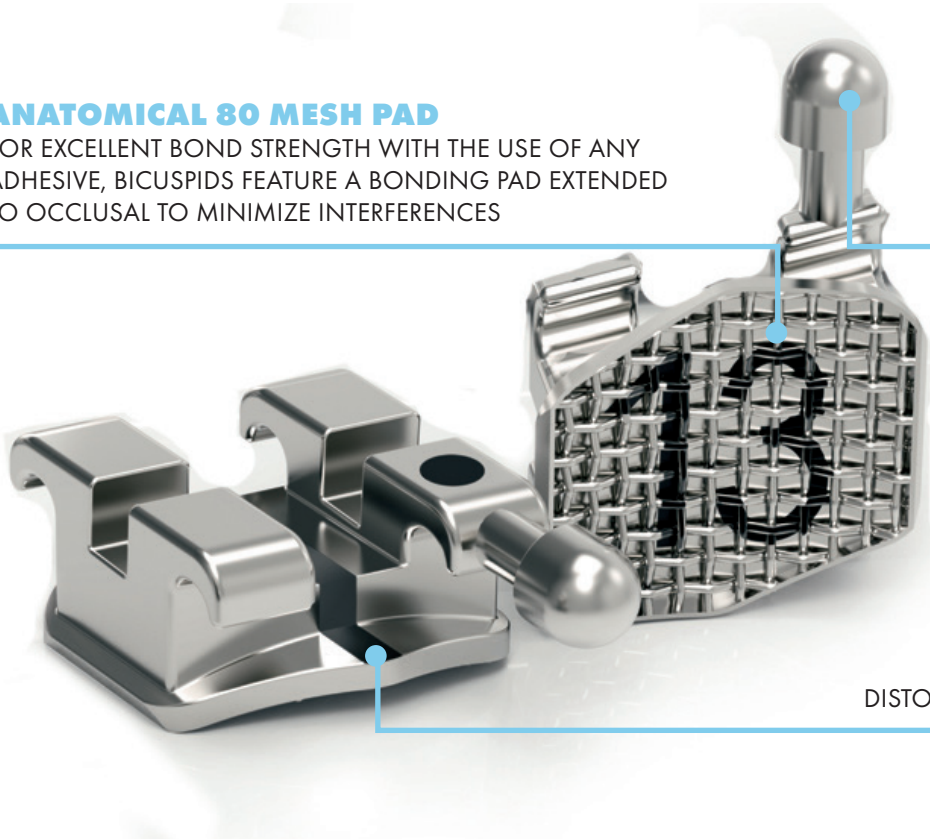
# D.B. METAL BRACKETS WITH FDI IDENTIFICATION

## ANATOMICAL 80 MESH PAD

FOR EXCELLENT BOND STRENGTH WITH THE USE OF ANY ADHESIVE, BICUSPIDS FEATURE A BONDING PAD EXTENDED TO OCCLUSAL TO MINIMIZE INTERFERENCES

## BALL HOOK

MIM<sup>®</sup> INJECTION MOLDED AND INTEGRATED ON CUSPIDS AND BICUSPIDS

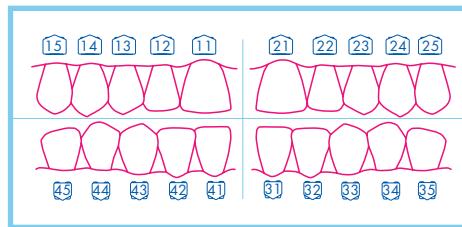


## CENTRAL SCRIBE LINE

LASER MARKED BETWEEN TIE WINGS AND IDENTIFICATION DISTO-GINGIVAL DOT FOR EASE OF PLACEMENT




## FDI SYSTEM MARKING ON THE MESH PAD



An FDI (Fédération Dentaire Internationale) identification number is laser marked on the mesh pad of every bracket, clearly indicating the tooth to which a specific bracket will be attached. This method identifies each tooth with a two-digit Arabic number: the first digit indicates the quadrant, the second identifies the tooth according to Palmer's notation. For example: the bracket for the upper right central incisor has number 11 laser-marked on the mesh pad. The number, permanently etched and free of toxic substances, is immediately recognizable and easily readable without the aid of magnifying lenses.

The FDI system laser marking also improves bond strength.

# MINI DIAGONAL® ROTH SYSTEM



CODE	CODE			torque	ang.		pkg.	
.018"x.030"	.022"x.030"							
<b>F7281-02</b>	<b>F7221-02</b>			3.3	+12°	+5°	<u>1</u>	10
<b>F7281-03</b>	<b>F7221-03</b>				+12°	+5°	<u>1</u>	10
<b>F7282-02</b>	<b>F7222-02</b>			2.7	+8°	+9°	<u>2</u>	10
<b>F7282-03</b>	<b>F7222-03</b>				+8°	+9°	<u>2</u>	10
<b>F7283-02</b>	<b>F7223-02</b>			2.7	-2°	+13°	<u>3</u>	10
<b>F7283-03</b>	<b>F7223-03</b>				-2°	+13°	<u>3</u>	10
<b>F7273-02</b>	<b>F7213-02</b>			2.7	-2°	+13°	<u>3</u>	10
<b>F7273-03</b>	<b>F7213-03</b>				-2°	+13°	<u>3</u>	10
<b>F7184-02</b>	<b>F7124-02</b>			2.7	-7°	0°	<u>4</u>	10
<b>F7184-03</b>	<b>F7124-03</b>				-7°	0°	<u>4</u>	10
<b>F7274-02</b>	<b>F7214-02</b>			2.7	-7°	0°	<u>4</u>	10
<b>F7274-03</b>	<b>F7214-03</b>				-7°	0°	<u>4</u>	10
<b>F7185-02</b>	<b>F7125-02</b>			2.7	-7°	0°	<u>5</u>	10
<b>F7185-03</b>	<b>F7125-03</b>				-7°	0°	<u>5</u>	10
<b>F7179-02</b>	<b>F7119-02</b>			2.7	-7°	0°	<u>5</u>	10
<b>F7179-03</b>	<b>F7119-03</b>				-7°	0°	<u>5</u>	10
<b>F7081-06</b>	<b>F7021-06</b>			2.1	0°	0°	<u>1</u>	10
<b>F7081-07</b>	<b>F7021-07</b>				0°	0°	<u>1</u>	10
<b>F7082-06</b>	<b>F7022-06</b>			2.1	0°	0°	<u>2</u>	10
<b>F7082-07</b>	<b>F7022-07</b>				0°	0°	<u>2</u>	10
<b>F7283-06</b>	<b>F7223-06</b>			2.7	-11°	+7°	<u>3</u>	10
<b>F7283-07</b>	<b>F7223-07</b>				-11°	+7°	<u>3</u>	10
<b>F7273-06</b>	<b>F7213-06</b>			2.7	-11°	+7°	<u>3</u>	10
<b>F7273-07</b>	<b>F7213-07</b>				-11°	+7°	<u>3</u>	10
<b>F7184-06</b>	<b>F7124-06</b>			2.7	-17°	0°	<u>4</u>	10
<b>F7184-07</b>	<b>F7124-07</b>				-17°	0°	<u>4</u>	10
<b>F7274-06</b>	<b>F7214-06</b>			2.7	-17°	0°	<u>4</u>	10
<b>F7274-07</b>	<b>F7214-07</b>				-17°	0°	<u>4</u>	10
<b>F7185-06</b>	<b>F7125-06</b>			2.7	-22°	0°	<u>5</u>	10
<b>F7185-07</b>	<b>F7125-07</b>				-22°	0°	<u>5</u>	10
<b>F7175-06</b>	<b>F7115-06</b>			2.7	-22°	0°	<u>5</u>	10
<b>F7175-07</b>	<b>F7115-07</b>				-22°	0°	<u>5</u>	10

Brackets not available in kits


# MINI DIAGONAL® ROTH SYSTEM



CODE	CODE	CODE	CODE	
20 brackets 1 case	200 brackets 10 case	500 brackets 25 cases	1000 brackets 50 cases	
<b>F7270-91</b>	<b>F7271-91</b>	<b>F7273-91</b>		.018"
<b>F7210-91</b>	<b>F7211-91</b>	<b>F7213-91</b>	<b>F7215-91</b>	.022"



# MINI DIAGONAL® MBT\* SYSTEM



CODE	CODE			torque	ang.		pkg.	
.018"x.030"	.022"x.030"							
<b>F7380-11</b>	<b>F7320-11</b>			3.3	+17°	+4°	<u>1</u>	10
<b>F7380-21</b>	<b>F7320-21</b>				+17°	+4°	<u>1</u>	10
<b>F7380-12</b>	<b>F7320-12</b>			2.7	+10°	+8°	<u>2</u>	10
<b>F7380-22</b>	<b>F7320-22</b>				+10°	+8°	<u>2</u>	10
<b>F7380-13</b>	<b>F7320-13</b>			2.7	-7°	+8°	<u>3</u>	10
<b>F7380-23</b>	<b>F7320-23</b>				-7°	+8°	<u>3</u>	10
<b>F7370-13</b>	<b>F7310-13</b>			2.7	-7°	+8°	<u>3</u>	10
<b>F7370-23</b>	<b>F7310-23</b>				-7°	+8°	<u>3</u>	10
<b>F7380-14</b>	<b>F7320-14</b>			2.7	-7°	0°	<u>4</u>	10
<b>F7380-24</b>	<b>F7320-24</b>				-7°	0°	<u>4</u>	10
<b>F7370-14</b>	<b>F7310-14</b>			2.7	-7°	0°	<u>4</u>	10
<b>F7370-24</b>	<b>F7310-24</b>				-7°	0°	<u>4</u>	10
<b>F7380-15</b>	<b>F7320-15</b>			2.7	-7°	0°	<u>5</u>	10
<b>F7380-25</b>	<b>F7320-25</b>				-7°	0°	<u>5</u>	10
<b>F7370-15</b>	<b>F7310-15</b>			2.7	-7°	0°	<u>5</u>	10
<b>F7370-25</b>	<b>F7310-25</b>				-7°	0°	<u>5</u>	10
<b>F7380-41</b>	<b>F7320-41</b>			2.1	-6°	0°	<u>1</u>	10
<b>F7380-31</b>	<b>F7320-31</b>				-6°	0°	<u>1</u>	10
<b>F7380-42</b>	<b>F7320-42</b>			2.1	-6°	0°	<u>2</u>	10
<b>F7380-32</b>	<b>F7320-32</b>				-6°	0°	<u>2</u>	10
<b>F7370-43</b>	<b>F7320-43</b>			2.7	-6°	+3°	<u>3</u>	10
<b>F7370-33</b>	<b>F7320-33</b>				-6°	+3°	<u>3</u>	10
<b>F7370-43</b>	<b>F7310-43</b>			2.7	-6°	+3°	<u>3</u>	10
<b>F7370-33</b>	<b>F7310-33</b>				-6°	+3°	<u>3</u>	10
<b>F7380-44</b>	<b>F7320-44</b>			2.7	-12°	+2°	<u>4</u>	10
<b>F7380-34</b>	<b>F7320-34</b>				-12°	+2°	<u>4</u>	10
<b>F7370-44</b>	<b>F7310-44</b>			2.7	-12°	+2°	<u>4</u>	10
<b>F7370-34</b>	<b>F7310-34</b>				-12°	+2°	<u>4</u>	10
<b>F7380-45</b>	<b>F7320-45</b>			2.7	-17°	+2°	<u>5</u>	10
<b>F7380-35</b>	<b>F7320-35</b>				-17°	+2°	<u>5</u>	10
<b>F7370-45</b>	<b>F7310-45</b>			2.7	-17°	+2°	<u>5</u>	10
<b>F7370-35</b>	<b>F7310-35</b>				-17°	+2°	<u>5</u>	10

Brackets not available in kits

# MINI DIAGONAL® MBT\* SYSTEM



CODE	CODE	CODE	CODE	
20 brackets 1 case	200 brackets 10 case	500 brackets 25 cases	1000 brackets 50 cases	
<b>F7370-91</b>	<b>F7371-91</b>	<b>F7373-91</b>	<b>F7375-91</b>	.018"
<b>F7310-91</b>	<b>F7311-91</b>	<b>F7313-91</b>	<b>F7315-91</b>	.022"


\*MBT is a Trademark of 3M Unitek. The orthodontic brackets illustrated in this catalogue are not intended to be a duplication of any other existing system nor does Leone SpA imply that they are endorsed by the above mentioned doctors or Schools in any form.

# D.B. BRACKETS EXTREMO NO-NICKEL

# EXTREMO

Single piece bracket MIM<sup>®</sup>

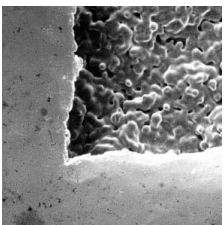

- **PRECISION**
- **CONSTANT QUALITY**
- **NO SOLDERING POINTS**
- **COMPUTER DESIGNED**
- **ANATOMICAL BOND BASES**
- EXCELLENT BOND STRENGTH**
- **BIOCOMPATIBILITY**
- **PATIENT COMFORT**



**FDI SYSTEM MARKING**  
ON THE MESH PAD  
(FOR ROTH PRESCRIPTION)

**MIM<sup>®</sup> TECHNOLOGY**  
PERFECTLY ROUNDED EDGES  
FOR MAXIMUM COMFORT

**HIGH RETENTION BASE**  
WITH MICRO CAVITIES  
TO ENSURE STRONG RETENTION TO  
THE TOOTH



**Extremo nickel-free\*** brackets are entirely biocompatible. They are CAD designed to get anatomical fits and MIM<sup>®</sup> moulded in single piece, without any soldering point. The anatomical base features highly retentive micro cavities for a perfect bond strength and rounded edges to provide patient compliance. The base on Roth prescription brackets is laser marked with FDI number for immediate identification.

\*Nickel trace elements of ≤0,1% are due to the process of manufacturing

# EXTREMO NO-NICKEL ROTH SYSTEM WITH FDI IDENTIFICATION



CODE	CODE			torque	ang.		pkg.	
.018"x.030"	.022"x.030"							
<b>F9280-11</b>	<b>F9220-11</b>				+12°	+5°	<u>1</u>	10
<b>F9280-21</b>	<b>F9220-21</b>				+12°	+5°	<u>1</u>	10
<b>F9280-12</b>	<b>F9220-12</b>				+8°	+9°	<u>2</u>	10
<b>F9280-22</b>	<b>F9220-22</b>				+8°	+9°	<u>2</u>	10
<b>F9270-13</b>	<b>F9210-13</b>				-2°	+13°	<u>3</u>	10
<b>F9270-23</b>	<b>F9210-23</b>				-2°	+13°	<u>3</u>	10
<b>F9270-14</b>	<b>F9210-14</b>				-7°	0°	<u>4</u>	10
<b>F9270-24</b>	<b>F9210-24</b>				-7°	0°	<u>4</u>	10
<b>F9270-15</b>	<b>F9210-15</b>				-7°	0°	<u>5</u>	10
<b>F9270-25</b>	<b>F9210-25</b>				-7°	0°	<u>5</u>	10
<b>F9280-41</b>	<b>F9220-41</b>				0°	0°	<u>1</u>	10
<b>F9280-31</b>	<b>F9220-31</b>				0°	0°	<u>1</u>	10
<b>F9280-42</b>	<b>F9220-42</b>				0°	0°	<u>2</u>	10
<b>F9280-32</b>	<b>F9220-32</b>				0°	0°	<u>2</u>	10
<b>F9270-43</b>	<b>F9210-43</b>				-11°	+7°	<u>3</u>	10
<b>F9270-33</b>	<b>F9210-33</b>				-11°	+7°	<u>3</u>	10
<b>F9270-44</b>	<b>F9210-44</b>				-17°	0°	<u>4</u>	10
<b>F9270-34</b>	<b>F9210-34</b>				-17°	0°	<u>4</u>	10
<b>F9270-45</b>	<b>F9210-45</b>				-22°	0°	<u>5</u>	10
<b>F9270-35</b>	<b>F9210-35</b>				-22°	0°	<u>5</u>	10

CODE	CODE	CODE	CODE	
20 brackets 1 case	200 brackets 10 case	500 brackets 25 cases	1000 brackets 50 cases	
<b>F9270-91</b>	<b>F9271-91</b>	<b>F9273-91</b>	<b>F9275-91</b>	.018"
<b>F9210-91</b>	<b>F9211-91</b>	<b>F9213-91</b>	<b>F9215-91</b>	.022"

## D.B. BUTTONS EXTREMO NO-NICKEL

Single piece buttons manufactured with **MIM**® technology in a biocompatible **nickel free**\* alloy. The Extremo no-nickel base, anatomical and with micro highly retentive cavities, perfectly fits the tooth and ensures an excellent bond with the use of any kind of adhesives. Packs of 10




**F9060-00**  
Low flat



**F9070-00**  
Deep curved

# D.B. TUBES EXTREMO-NO-NICKEL

Single piece tubes manufactured with **MIM**<sup>®</sup> technology in a biocompatible nickel free\* alloy. The Extremo No-Nickel base, anatomical with micro highly retentive cavities, perfectly fits the tooth and ensures an excellent bond with the use of any kind of adhesives. Packs of 10 - Packs of 100 on request




**FUNNELED ENTRY WAY**  
FOR EASE OF WIRE INSERTION

**LOW PROFILE DESIGN**  
THAT HELPS REDUCE  
OCCLUSAL INTERFERENCE

**ANATOMICAL MESH BASE**  
WITH MICRO CELL  
INTERNAL SURFACE

**OCCLUSAL INDENT**  
FOR A PERFECT ANATOMICAL  
FIT TO MOLARS




CODE							torque	rotat.	slot	direct bonding tubes	pkg.
	<b>F8581-12</b>					0°	0°	.018"	R	10	
	<b>F8581-13</b>	7 6   6 7				0°	0°	.018"	L	10	
	<b>F8521-12</b>	7 6   6 7				0°	0°	.022"	R	10	
	<b>F8521-13</b>					0°	0°	.022"	L	10	
	<b>F8681-12</b>					-10°	+8°	.018"	R	10	
	<b>F8681-13</b>	7 6   6 7				-10°	+8°	.018"	L	10	
	<b>F8621-22</b>					-10°	+8°	.022"	R	10	
	<b>F8621-23</b>					-10°	+8°	.022"	L	10	
	<b>F8621-32</b>	7 6   6 7				-14°	+8°	.022"	R	10	
	<b>F8621-33</b>					-14°	+8°	.022"	L	10	
	<b>F8621-26</b>	7 6   6 7				-20°	+8°	.022"	R		
	<b>F8621-27</b>					-20°	+8°	.022"	L	10	
	<b>F8681-16</b>					-25°	+8°	.018"	R	10	
	<b>F8681-17</b>	7 6   6 7				-25°	+8°	.018"	L	10	
<b>F8621-36</b>					-25°	+8°	.022"	R	10		
<b>F8621-37</b>					-25°	+8°	.022"	L	10		
	<b>F8570-02</b>	6   6				0°	0°	.018"	R	10	
	<b>F8570-03</b>	6   6				0°	0°	.018"	L	10	
	<b>F8510-02</b>	6   6				0°	0°	.022"	R	10	
	<b>F8510-03</b>	6   6				0°	0°	.022"	L	10	

\* Nickel trace elements of ≤ 0,1% are due to the process of manufacturing

# SLIDE™ LOW FRICTION LIGATURES

**SLIDE** is a product manufactured with a special polyurethane mix for medical use. It is applied similarly to conventional elastic ligatures. Once placed on the bracket, it creates a passive ligature on the slot that makes the archwire free to **SLIDE** and to produce its effects on the dentoalveolar structures. This ligature can be used to create low friction with any bracket, but is especially recommended with Logic, Mini and Midi Diagonali, Aqua and Idea-L bracket lines. The particular conformation of the **SLIDE** ligature considerably improves patient's comfort during the first phases of treatment.

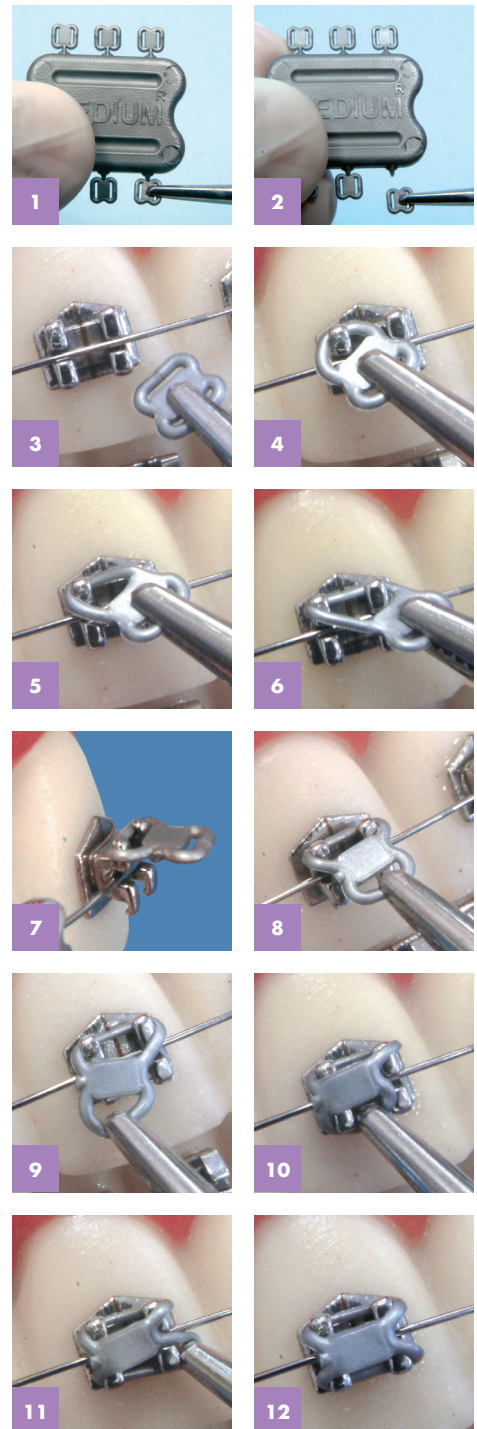
Packs of 10 modules, 6 ligatures each.



**LEARN MORE**



CODE	CODE	CODE	colour
extra short	short	medium	
<b>K6254-10A</b>	<b>K6251-10A</b>	<b>K6252-10A</b>	 blue
<b>K6254-10G</b>	<b>K6251-10G</b>	<b>K6252-10G</b>	 yellow
<b>K6254-10V</b>	<b>K6251-10V</b>	<b>K6252-10V</b>	 green
<b>K6254-10</b>	<b>K6251-10</b>	<b>K6252-10</b>	 white
<b>K6254-10R</b>	<b>K6251-10R</b>	<b>K6252-10R</b>	 red
<b>K6254-10S</b>	<b>K6251-10S</b>	<b>K6252-10S</b>	 pink
<b>K6254-10N</b>	<b>K6251-10N</b>	<b>K6252-10N</b>	 black
<b>K6224-10</b>	<b>K6221-10</b>	<b>K6222-10</b>	 ice
<b>K6264-10</b>	<b>K6261-10</b>	<b>K6262-10</b>	 silver

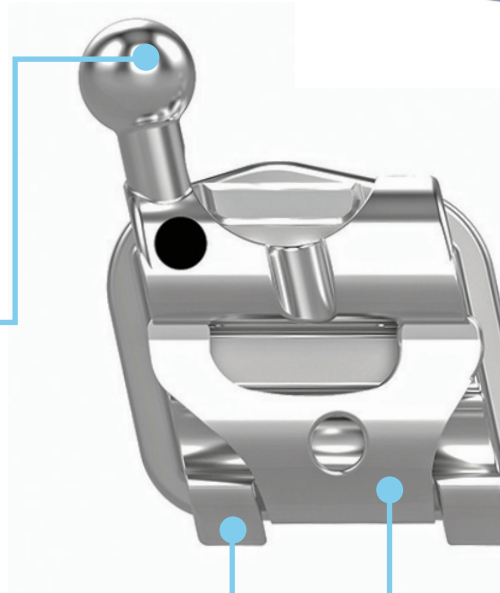




# INTERACTIVE D.B. METAL BRACKETS SELF-LIGATING



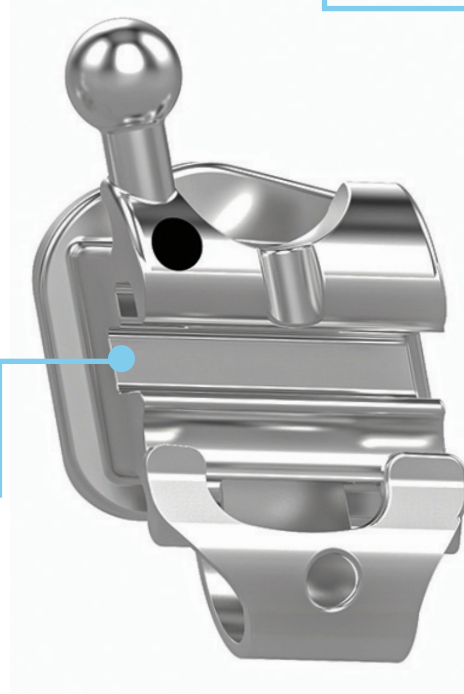
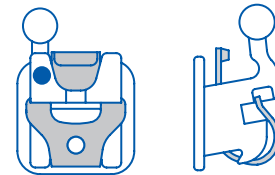
## Inter.\activeSL



**BALL HOOKS:**  
PERFECTLY SPHERICAL  
AND LOW PROFILE  
FOR MAXIMUM COMFORT.

**TIE WINGS:**  
FOR THE APPLICATION  
OF ANY KIND OF LIGATURE  
IN THE EVENTUAL NEED FOR  
A BIOMECHANICAL TOTAL  
CONTROL.

**SPRING CLIP:**  
MADE OF A HIGHLY ELASTIC ALLOY,  
IT GUARANTEES EASY AND SAFE  
OPEN/CLOSE MOVEMENTS.  
THE SLIDING PORTION OF THE CLIP  
IS CONSTRAINED BETWEEN THE BASE  
AND THE BODY OF THE BRACKET BY  
A LASER WELDING THAT PREVENTS  
THE POSSIBILITY OF DETACHMENT



**BEVELED SLOT  
ON MESIO-DISTAL EDGE:**  
ALLOWS SLIDING OF ARCHWIRES  
FOR HEAVY MISALIGNMENTS,  
WHILE AVOIDING NOTCHING  
AND BINDING.

**MIM<sup>®</sup> TECHNOLOGY:**  
THE IDEAL TECHNOLOGY FOR  
THE COMPLEXITY OF THE DESIGN,  
MAXIMUM ACCURACY OF THE  
SLOT AND UNDER THE TIE WINGS.

## MAXIMUM COMFORT AND VERSATILITY

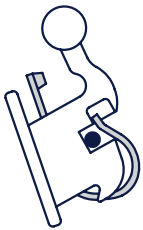
InterActive SL self-ligating brackets, due to their design and reduced dimensions, offer a very comfortable treatment for the patient without loss of control. The interactive clip ensures an efficient clinical management with progressive biomechanical control to take advantage of the low friction early in treatment stages, while achieving perfect finishing with the final archwires.

## MATERIAL & DESIGN

The bracket body is made of biomedical steel and is laser welded on the 80 mesh gauge base with FDI identification. The colored dot with disto-gingival identification indicates each bracket quadrant, with the same color code of all Leone bracket range.

## INTERACTIVE CONTROL

The specific shape of clip and slot of InterActive brackets allows the user to modulate the most appropriate level of friction force between bracket and wire, depending on the needs of the various stages of treatment.



### PASSIVE PHASE

First stage round arches are not bound by the clip: the low friction will facilitate the process of alignment and leveling



### INTERACTIVE PHASE

Rectangular arch wires, used for space closure, rotation, and torque control, work to elastically deform the clip for the biomechanical control necessary in these stages of treatment



### ACTIVE PHASE

Rectangular arches for finishing and detailing completely fill the slot while going into active contact with clip: this allows the exploitation of elastic properties in order to obtain minimal movements for finishing of treatment.

## EASY OPEN/CLOSE

The clip has a central hole and does not require any special tool for opening and closing.



### OPENING

Insert the tip of a probe or utility tool into the hole in the clip and move towards the occlusal plane



### CLOSING

Slide the clip with a slight pressure towards the gums using a tool tip or even just a finger

The identification of Leone InteractiveSL brackets is easy:



A colour dot identifies the disto-gingival edge on InteractiveSL brackets pre adjusted with torque and angulation values.  
Caution! The colour dot must be always disto-gingival positioned.



A bevel may be present on lower anteriors which has to be always positioned to the incisal side to minimize occlusal interference.



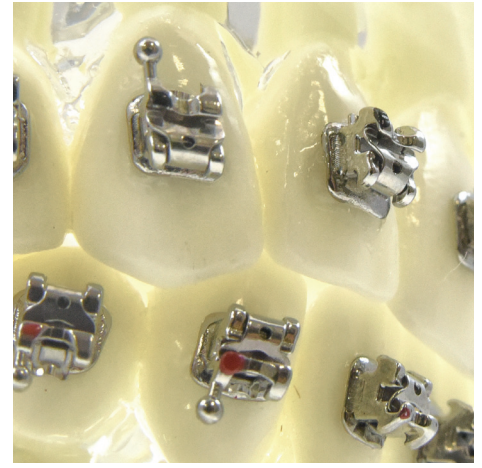
High tie wings on bicuspid have to be positioned to the gingival side for ease of ligation and to prevent gingival impingement



Ball hooks have to be always positioned to the gingival side.



# INTERACTIVE D.B. METAL BRACKETS SELF-LIGATING



## INTERACTIVE SELF LIGATING D.B. BRACKETS ROTH SYSTEM

CODE					pkg.	
.022"x .030"			torque	ang.		
<b>F1100-11</b>			2.8	+12° +5°	1	5
<b>F1100-21</b>			2.8	+12° +5°	1	5
<b>F1100-12</b>			2.6	+8° +9°	2	5
<b>F1100-22</b>			2.6	+8° +9°	2	5
<b>F1100-13</b>			2.8	-2° +13°	3	5
<b>F1100-23</b>			2.8	-2° +13°	3	5
<b>F1100-14</b>			2.8	-7° 0°	4	5
<b>F1100-24</b>			2.8	-7° 0°	4	5
<b>F1100-15</b>			2.8	-7° 0°	5	5
<b>F1100-25</b>			2.8	-7° 0°	5	5
<b>F1100-41</b>			2.5	0° 0°	1	5
<b>F1100-31</b>			2.5	0° 0°	1	5
<b>F1100-42</b>			2.5	0° 0°	2	5
<b>F1100-32</b>			2.5	0° 0°	2	5
<b>F1100-43</b>			2.8	-11° +7°	3	5
<b>F1100-33</b>			2.8	-11° +7°	3	5
<b>F1100-44</b>			2.8	-17° 0°	4	5
<b>F1100-34</b>			2.8	-17° 0°	4	5
<b>F1100-45</b>			2.8	-22° 0°	5	5
<b>F1100-35</b>			2.8	-22° 0°	5	5

## INTERACTIVE SELF LIGATING D.B. BRACKETS MBT\* SYSTEM

CODE					pkg.	
.022"x .030"			torque	ang.		
<b>F1102-11</b>			2.8	+17° +4°	1	5
<b>F1102-21</b>			2.8	+17° +4°	1	5
<b>F1102-12</b>			2.6	+10° +8°	2	5
<b>F1102-22</b>			2.6	+10° +8°	2	5
<b>F1102-13</b>			2.8	-7° +8°	3	5
<b>F1102-23</b>			2.8	-7° +8°	3	5
<b>F1100-14</b>			2.8	-7° 0°	4	5
<b>F1100-24</b>			2.8	-7° 0°	4	5
<b>F1100-15</b>			2.8	-7° 0°	5	5
<b>F1100-25</b>			2.8	-7° 0°	5	5
<b>F1102-41</b>			2.5	-6° 0°	1	5
<b>F1102-31</b>			2.5	-6° 0°	1	5
<b>F1102-42</b>			2.5	-6° 0°	2	5
<b>F1102-32</b>			2.5	-6° 0°	2	5
<b>F1102-43</b>			2.8	-6° +3°	3	5
<b>F1102-33</b>			2.8	-6° +3°	3	5
<b>F1102-44</b>			2.8	-12° +2°	4	5
<b>F1102-34</b>			2.8	-12° +2°	4	5
<b>F1102-45</b>			2.8	-17° +2°	5	5
<b>F1102-35</b>			2.8	-17° +2°	5	5

## INTERACTIVE SELF LIGATING D.B. BRACKETS KIT ROTH SYSTEM




CODE		CODE	
1 case 20 Brackets		10 kits of 1 case	
<b>F1100-91</b>	.022"x .030"	<b>F1101-91</b>	.022"x .030"

## INTERACTIVE SELF LIGATING D.B. BRACKETS KIT MBT\* SYSTEM



CODE		CODE	
1 case 20 Brackets		10 kits of 1 case	
<b>F1100-92</b>	.022"x .030"	<b>F1101-92</b>	.022"x .030"

## D.B. AQUA CERAMIC BRACKETS



### PURE AESTHETICS

- ENTIRELY MADE USING A SINTERED ANTIALLERGENIC POLYCRYSTALLINE ALUMINA
- MAXIMUM TRANSLUCENCE AND METAL SLOT FREE FOR NATURAL AESTHETICS AGAINST ANY SHADE OF ENAMEL
- LOW FRICTION BIOMECHANICS, USED IN CONJUNCTION WITH **SLIDE™** LIGATURES
- OPTIMAL MECHANIC RETENTION WITH THE USE OF ANY DESIRED ADHESIVE
- CUSPID AND BICUSPID BRACKETS WITH BIDIRECTIONAL HOOK

The identification of Leone aesthetic brackets is easy:



A colour dot identifies the disto-gingival edge on aesthetic brackets preadjusted with torque and angulation values.

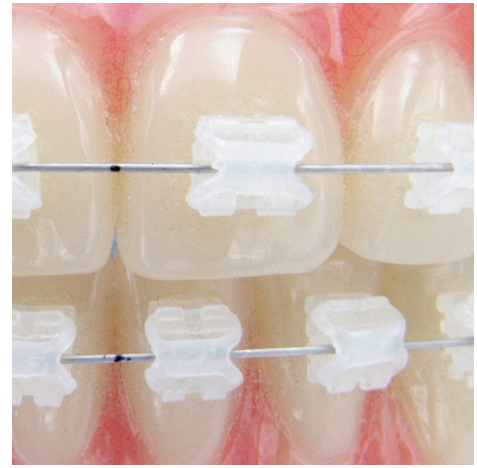
**Caution!** The colour dot must be always disto-gingival positioned.


















































On standard aesthetic brackets a colour dot is positioned centrally.  
**Caution!** The colour dot must be always disto-gingival positioned.

# D.B. AQUA CERAMIC BRACKETS


AQUA ceramic brackets are manufactured with a sintering process to achieve the purest alumina and a polycrystalline structure with an average uniform grain. The result is a bracket combining the best translucence with a superior mechanical resistance thus assuring a naturally aesthetic look to match every tooth shade. AQUA brackets are free of any metal slot and totally anti-allergenic. No specific primers are required since the base has got a new design providing a special mechanical retention, thus allowing the use of any orthodontic adhesive available. Polished surface, smooth edges and low profile design make the AQUA ceramic brackets superior in comfort.



## AQUA ROTH SYSTEM

CODE	CODE			torque	ang.		pkg.	
								
.018"x.030"	.022"x.030"							
<b>F5781-02</b>	<b>F5721-02</b>				+12°	+5°	<u>1</u>	1
<b>F5781-03</b>	<b>F5721-03</b>				+12°	+5°	<u>1</u>	1
<b>F5782-02</b>	<b>F5722-02</b>				+8°	+9°	<u>2</u>	1
<b>F5782-03</b>	<b>F5722-03</b>				+8°	+9°	<u>2</u>	1
<b>F5773-02</b>	<b>F5713-02</b>				-2°	+13°	<u>3</u>	1
<b>F5773-03</b>	<b>F5713-03</b>				-2°	+13°	<u>3</u>	1
<b>F5779-02</b>	<b>F5719-02</b>				-7°	0°	<u>4</u>	1
<b>F5779-03</b>	<b>F5719-03</b>				-7°	0°	<u>4</u>	1
<b>F5779-02</b>	<b>F5719-02</b>				-7°	0°	<u>5</u>	1
<b>F5779-03</b>	<b>F5719-03</b>				-7°	0°	<u>5</u>	1
<b>F5780-05</b>	<b>F5720-05</b>				0°	0°	<u>1</u>	1
<b>F5780-05</b>	<b>F5720-05</b>				0°	0°	<u>1</u>	1
<b>F5780-05</b>	<b>F5720-05</b>				0°	0°	<u>2</u>	1
<b>F5780-05</b>	<b>F5720-05</b>				0°	0°	<u>2</u>	1
<b>F5773-06</b>	<b>F5713-06</b>				-11°	+7°	<u>3</u>	1
<b>F5773-07</b>	<b>F5713-07</b>				-11°	+7°	<u>3</u>	1
<b>F5774-06</b>	<b>F5714-06</b>				-17°	0°	<u>4</u>	1
<b>F5774-07</b>	<b>F5714-07</b>				-17°	0°	<u>4</u>	1
<b>F5775-06</b>	<b>F5715-06</b>				-22°	0°	<u>5</u>	1
<b>F5775-07</b>	<b>F5715-07</b>				-22°	0°	<u>5</u>	1



CODE	CODE	CODE	CODE	
6 brackets <u>3 2 1   1 2 3</u>	10 brackets <u>5 4 3 2 1   1 2 3 4 5</u>	12 brackets <u>3 2 1   1 2 3</u> <u>3 2 1   1 2 3</u>	20 brackets <u>5 4 3 2 1   1 2 3 4 5</u> <u>5 4 3 2 1   1 2 3 4 5</u>	
<b>F5706-80</b>	<b>F5710-80</b>	<b>F5712-80</b>	<b>F5720-80</b>	.018"
<b>F5706-20</b>	<b>F5710-20</b>	<b>F5712-20</b>	<b>F5720-20</b>	.022"


## IDEA-L LINGUAL BRACKETS

IDEA-L lingual brackets feature small mesio-distal sizes, 1.4 mm depth and a special bracket design which make the application of Slide ligatures easy. In most cases, the use of a round wire **MEMORIA**<sup>®</sup> .012 is sufficient to get the solution of overcrowding and the aesthetic improvement of smile. In cases of dental rotations and/or major misplacements, wires of higher diameter, like **MEMORIA**<sup>®</sup> or Beta **MEMORIA**<sup>®</sup>, and conventional ligatures may also be used to gain biomechanical control. To get perfect alignment and levelling of the anterior teeth, an accurate position of the bracket is necessary; it is therefore advisable to use an indirect bonding technique with arch transfer trays made in the laboratory or with the special "Jigs" conceived for this technique.



### PROFILE OF 1,4 MM DEPTH

FOR PATIENT ACCEPTANCE AND MINIMAL SPEECH ISSUES



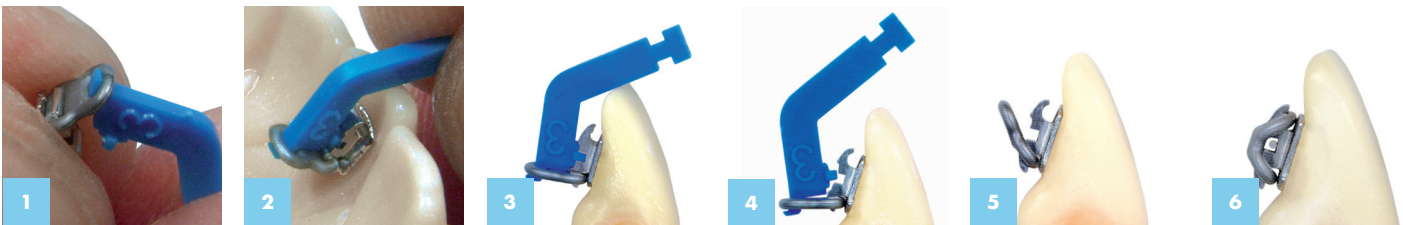
### CUSTOM DESIGN

MAKES THE APPLICATION OF THE **SLIDE**<sup>™</sup> LIGATURE EASY AND KEEPS IT IN PLACE DURING TREATMENT



**SLIDE**<sup>™</sup> LIGATURE EMBODIES THE PROFILE OF THE BRACKET, MAKING IT SMOOTH AND COMFORTABLE

### SPECIAL PLASTIC JIG (FOR RECOMMENDED INDIRECT BONDING)



1 Assemble jig on the bracket with the **SLIDE**<sup>™</sup> ligature hooked under the gingival wing

2 Measure of the height of the selected jig on working cast and select correct size for the best bracket position

3 Position in the mouth and polymerization of the adhesive

4 Removal of the jig with a rotary movement

5 Bracket with the **SLIDE**<sup>™</sup> ligature under the gingival wing

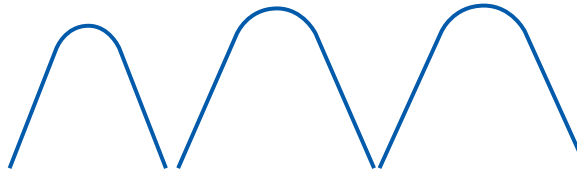
6 Bracket with wire and the **SLIDE**<sup>™</sup> ligature in place

CODE						pkg.	
			.018"x.030"	torque	ang.		
<b>F4980-04</b>				0°	0°	$\frac{1}{1}$	5
<b>F4980-04</b>				0°	0°	$\frac{2}{2}$	5
<b>F4980-04</b>				0°	0°	$\frac{3}{3}$	5
<b>F4984-04</b>				0°	0°	$\frac{4}{4}$	5
<b>F4980-04</b>				0°	0°	$\frac{1}{1}$	5
<b>F4980-04</b>				0°	0°	$\frac{2}{2}$	5
<b>F4980-04</b>				0°	0°	$\frac{3}{3}$	5
<b>F4984-04</b>				0°	0°	$\frac{4}{4}$	5

## MEMORIA® AND BETA MEMORIA® LINGUAL ARCHWIRES

Sections .012" and .014" are made of a special Nickel Titanium alloy allowing light adaptations necessary in case of treatment extension to first bicuspids, thus keeping high elasticity. Section .016" Beta **MEMORIA**® is ideal to optimize the alignment and levelling values. The selector C4950-00 is available to select the correct archwire shape.

Packs of 2



Courtesy of Dr. F. Giuntoli

MEMORIA® LINGUAL ARCHWIRES	CODE	CODE	CODE	∅
	small	medium	large	inch
	<b>C4950-12</b>	<b>C4951-12</b>	<b>C4952-12</b>	.012
	<b>C4950-14</b>	<b>C4951-14</b>	<b>C4952-14</b>	.014
BETA MEMORIA® LINGUAL ARCHWIRES				
	<b>C4970-16</b>	<b>C4971-16</b>	<b>C4972-16</b>	.016

## F4980-91 IDEA-L LINGUAL BRACKET KIT

Composition of the kit: 8 brackets (one arch) and 12 **SLIDE**™ ligatures extra-small, silver colour



## F4900-60 KIT OF ASSORTED JIGS

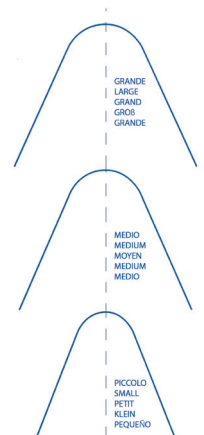
Six sizes for the selection of the proper position according to the anatomy of the lingual surface of the tooth. Assorted pack of 120 pcs.



JIGS - REFILL	CODE	size	pkg.
	<b>F4900-01</b>	size 1	20
	<b>F4900-02</b>	size 2	20
	<b>F4900-03</b>	size 3	20
	<b>F4900-04</b>	size 4	20
	<b>F4900-05</b>	size 5	20
	<b>F4900-06</b>	size 6	20

## C4950-00 LINGUAL ARCHWIRE SELECTOR

Lay the selector on the model and choose the correct arch shape.





# D.B. MIM<sup>®</sup> SINGLE TUBES LOW PROFILE WITH FDI IDENTIFICATION

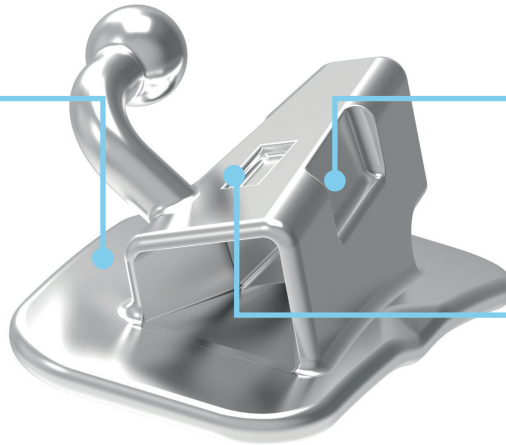
These D.B. single tubes, made using **MIM<sup>®</sup>** technology, combine contemporary design with the comfort for the patient. The anatomical 80 mesh gauge pad fits perfectly on the tooth for an excellent reliability.  
Packs of 10

## MESIAL FUNNELED ENTRY WAY

FACILITATES THE INSERTION OF THE ARCHWIRE

## OCCUSO-GINGIVAL PARALLEL PLANES

PROVIDE A SECURE GRIP WITH TWEEZERS



## VESTIBULAR INDENT

FACILITATES PROPER POSITION ON THE TOOTH BONDING PHASE

## TORQUE-IN-BASE

MINIMIZES OCCLUSAL CONTACTS

## IDEAL LENGTH

MAXIMIZES ROTATION CONTROL



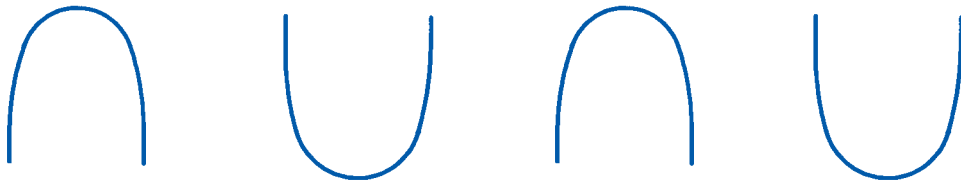
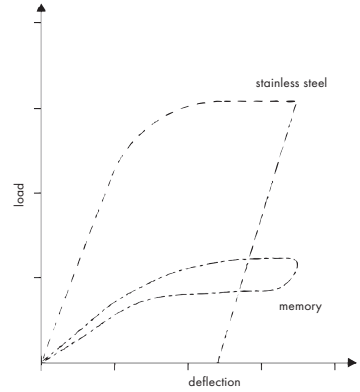
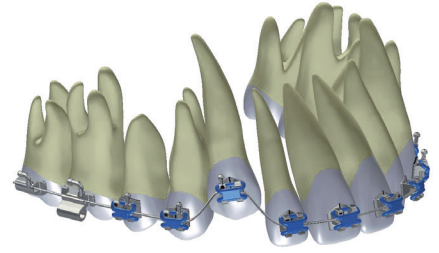
## ANATOMICAL MESH PAD

WITH INTERCUSPID INDENT, 80 MESH AND FDI IDENTIFICATION

CODE			torque	rotat.	slot	direct bonding tubes
<b>F8311-16</b>	76 67		-14°	+8°	.022"	L
<b>F8311-26</b>			-14°	+8°	.022"	R
<b>F8311-46</b>	76 67		-20°	+8°	.022"	R
<b>F8311-36</b>			-20°	+8°	.022"	L

# MEMORIA® PREFORMED ARCHWIRES


In a superelastic nickel-titanium base alloy, these archwires provide gentle and continuous forces, reduce treatment time and improve patient comfort. The highly polished surface eliminates any bracket slot friction. Their non-deformability and superelasticity, which are expressed in the continuous force delivery over a wide deflection range, have been tested on thousands of treatments. Available in small, medium and large shape, both upper and lower, they represent the ideal answer to achieve your treatment goals.



CODE medium pkg.		CODE medium pkg.		CODE medium pkg.		CODE medium pkg.		∅
upper		lower		upper		lower		inch
<b>C5910-12</b>	10	<b>C5950-12</b>	10	<b>C5910-012</b>	25	<b>C5950-012</b>	25	.012
<b>C5910-14</b>	10	<b>C5950-14</b>	10	<b>C5910-014</b>	25	<b>C5950-014</b>	25	.014
<b>C5910-16</b>	10	<b>C5950-16</b>	10	<b>C5910-016</b>	25	<b>C5950-016</b>	25	.016
<b>C5910-18</b>	10	<b>C5950-18</b>	10	<b>C5910-018</b>	25	<b>C5950-018</b>	25	.018
<b>C5910-20</b>	10	<b>C5950-20</b>	10	<b>C5910-020</b>	25	<b>C5950-020</b>	25	.020
∅								
<b>C5911-16</b>	10	<b>C5951-16</b>	10	<b>C5911-016</b>	25	<b>C5951-016</b>	25	.016x.016
<b>C5912-16</b>	10	<b>C5952-16</b>	10	<b>C5912-016</b>	25	<b>C5952-016</b>	25	.016x.022
<b>C5912-17</b>	10	<b>C5955-17</b>	10	<b>C5912-017</b>	25	<b>C5955-017</b>	25	.017x.025
<b>C5911-18</b>	10	<b>C5951-18</b>	10	<b>C5911-018</b>	25	<b>C5951-018</b>	25	.018x.018
<b>C5915-18</b>	10	<b>C5955-18</b>	10	<b>C5915-018</b>	25	<b>C5955-018</b>	25	.018x.025
<b>C5915-19</b>	10	<b>C5955-19</b>	10	<b>C5915-019</b>	25	<b>C5955-019</b>	25	.019x.025
<b>C5915-21</b>	10	<b>C5955-21</b>	10	<b>C5915-021</b>	25	<b>C5955-021</b>	25	.021x.025

# STAINLESS STEEL PREFORMED ARCHWIRES

Extra spring hard wire, round or rectangular, diamond drawn for leveling of surfaces. Available medium shape, both upper and lower, they represent the ideal answer to achieve your treatment goals.



CODE medium	CODE medium	∅	pkg.
upper	lower	inch	
<b>C3110-14</b>	<b>C3150-14</b>	.014	10
<b>C3110-16</b>	<b>C3150-16</b>	.016	10
<b>C3110-18</b>	<b>C3150-18</b>	.018	10
<b>C3110-20</b>	<b>C3150-20</b>	.020	10
∅			
<b>C3111-16</b>	<b>C3151-16</b>	.016x.016	10
<b>C3112-16</b>	<b>C3152-16</b>	.016x.022	10
<b>C3112-17</b>	<b>C3152-17</b>	.017x.025	10
<b>C3112-18</b>	<b>C3152-18</b>	.018x.025	10
<b>C3112-19</b>	<b>C3152-19</b>	.019x.025	10
<b>C3112-21</b>	<b>C3152-21</b>	.021x.025	10



## STRAIGHT ROUND WIRE


An alloy properly designed for forming arches and springs in fixed orthodontic appliances. It is diamond drawn to obtain resistant surfaces. Available in three tempers: hard, spring hard and extra spring hard to be adapted to any therapeutic application.



CODE Hard	∅	pkg.
1400/1600 N/mm <sup>2</sup>	inch	
<b>C8080-36</b>	.036	20 wires
<b>C8080-40</b>	.040	20 wires
<b>C8080-45</b>	.045	20 wires
<b>C8080-51</b>	.051	20 wires


## STRAIGHT RECTANGULAR WIRE

An alloy properly designed for orthodontic applications. Diamond drawn to obtain perfectly square angles and levelled surfaces. Available in two tempers: spring hard and extra spring hard, it is tested and quality controlled in the laboratory.



CODE spring hard	∅	pkg.
1800/2000 N/mm <sup>2</sup>	inch	
<b>C8022-16</b>	.016x.022	10 wires
<b>C8025-17</b>	.017x.025	10 wires
<b>C8025-18</b>	.018x.025	10 wires
<b>C8025-19</b>	.019x.025	10 wires

## STRAIGHT TWIST WIRE



CODE	∅	pkg.
	inch	
<b>C8580-15</b>	.015	10 wires
<b>C8580-17</b>	.0175	10 wires
<b>C8580-19</b>	.0195	10 wires
<b>C8580-21</b>	.0215	10 wires

## “AUSTRALIAN” WIRE SPOOLS

It is diamond drawn for perfect levelling of surfaces. The temper is laboratory tested and quality controlled. Spools, 8 m



CODE extra spring hard	∅	pkg.
2200/2400 N/mm <sup>2</sup>	inch	
<b>C0420-12</b>	.012	8 m
<b>C0420-14</b>	.014	8 m
<b>C0420-16</b>	.016	8 m
<b>C0420-18</b>	.018	8 m
<b>C0420-20</b>	.020	8 m

## ELASTOMER PROTECTIVE TUBE

High flexible tube that can easily slip over the arch wire to protect buccal mucosa from damage or irritation. When cut to proper length, it prevents over-closure of spaces.

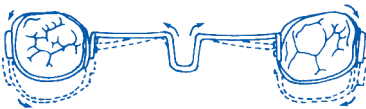


CODE	∅ inner	pkg.
transparent	mm inch	
<b>K6940-05</b>	0,5 .018	3 m
<b>K6940-07</b>	0,7 .027	3 m

## PALATAL BARS

Palatal bars allow controllable movements of rotation, expansion and contraction of upper first molars. Made of heat-treated wire, 0,9 mm in diameter, to increase their tensile strength, they are easy to remove from the tubes for activation.

ROTATION



EXPANSION



CODE	∅	pkg.
	mm	
<b>C0570-34</b>	34	5
<b>C0570-36</b>	36	5
<b>C0570-38</b>	38	5
<b>C0570-40</b>	40	5
<b>C0570-42</b>	42	5
<b>C0570-44</b>	44	5
<b>C0570-46</b>	46	5
<b>C0570-48</b>	48	5
<b>C0570-50</b>	50	5
<b>C0570-52</b>	52	5



# PEDODONTIC BANDS UNIVERSAL

DESIGNED TO MEET THERAPEUTIC NEEDS  
OF PEDIATRIC ORTHODONTICS BY ALLOWING EARLY TREATMENT  
OF PATIENTS WITH MIXED OR DECIDUOUS TEETH



## SHAPE AND HEIGHT

DESIGNED FOR THE ANATOMY  
OF DECIDUOUS MOLARS

## EASY FIT

TO THE PYRAMID-SHAPE  
OF PRIMARY MOLARS



## LASER-MARKING OF SIZES

IT ALLOWS THE STERILIZATION AT  
HIGH TEMPERATURES  
AND AN OPTIMAL VIEW OF  
SIZING OVER TIME

**USEFUL IN THE  
CONSTRUCTION**  
OF PALATAL EXPANDERS  
AND SPACE MAINTAINERS



## FREE PREWELDING SERVICE

CUSTOM PREWELDING SERVICE  
TO TUBE, BRACKET OR ACCESSORY  
WITH ITEM CODE G, CONTACT  
LEONEAMERICA FOR ASSISTANCE

# PEDODONTIC BANDS UNIVERSAL DECIDUOUS MOLARS UPPER AND LOWER

Available in 10 sizes, either for upper and lower, with LASER etched identification number. The medium temper of biomedical steel used to manufacture the bands allows the adaptation to the pyramid shape of the primary molars by minimizing the problems of detachment. Necessary for the construction of palatal expanders and space maintainers.

**Always specify the size  
when ordering e.g.: E6100-05**



CODE		pkg.
<b>E6100-00</b>	Upper - PU sizes 1-10	5
<b>E6500-00</b>	Lower - PL sizes 1-10	5

## E6165-96 ASSORTMENT PEDODONTIC BANDS UNIVERSAL - KIT

The kit is composed of 5 universal pedodontic bands each upper and lower size, total 100 pcs. The tray is not autoclavable.





# CALIBRA® ANATOMICAL BANDS

**MADE OF HARD HEAT-TREATED STAINLESS STEEL**

**GRADUATED THICKNESS**  
BY VARIATION IN TOOTH SIZE

**INNER SURFACE  
ROUGH FINISH**  
FOR MAXIMUM STABILITY  
AND INCREASED RETENTION



**ANATOMICALLY CORRECT**  
WIDE RANGE OF SIZES

**LASER-MARKING OF SIZES**  
ALLOWS THE STERILIZATION AT  
HIGH TEMPERATURES AND A  
DURABLE VIEW OF SIZING



**FREE PREWELDING SERVICE**

CUSTOM PREWELDING SERVICE TO ANY TUBE, BRACKET OR ACCESSORY WITH ITEM CODE G. READY DELIVERY OF STANDARD PREWELDED BANDS FOR THE MOST COMMONLY USED TECHNIQUES. CONTACT LEONEAMERICA FOR ASSISTANCE.



**WIDE CHOICE**  
OF ASSORTMENTS  
IN AUTOCLAVABLE TRAYS

SEE THE CONVERSION CHARTS AT PAGES 58 AND 59 OF **CLINICAL PRODUCTS** SECTION

## UPPER AND LOWER BICUSPIDS

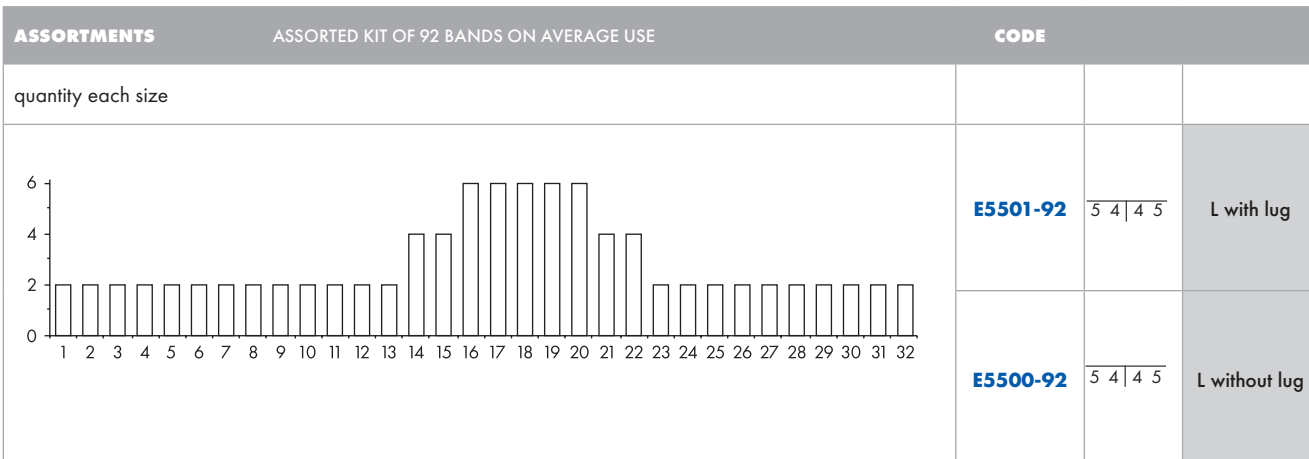
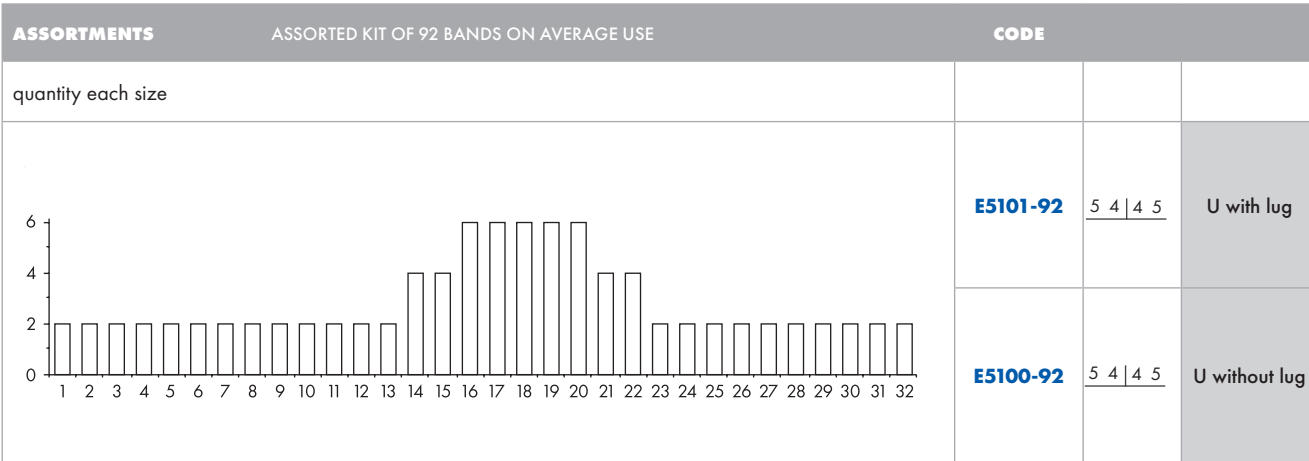
Available in 32 sizes either for maxillary or mandibular arch, with LASER etched identification number. Their anatomical shape with contoured edges is designed for use either right or left. Thickness of 0,15mm and optional seating lug. The hard temper and a rough inner surface finish considerably improve cement retention.



**Always specify the size when ordering e.g.: E5101-11**

CODE		pkg.
<b>E5101-00</b>	Upper with lug - U	10
<b>E5501-00</b>	Lower with lug - L	10
<b>E5100-00</b>	Upper without lug - U	10
<b>E5500-00</b>	Lower without lug - L	10
<b>E5151-00</b>	Upper with lug - U	5
<b>E5551-00</b>	Lower with lug - L	5
<b>E5105-00</b>	Upper without lug - U	5
<b>E5505-00</b>	Lower without lug - L	5

REFERENCE THE CHARTS BELOW FOR AVERAGE SIZING NEEDS



## UPPER AND LOWER 1ST MOLAR BANDS

Available in 36 right sizes and 36 left sizes either for maxillary or mandibular arch, with LASER etched identification number. The hard temper, the anatomical design, the diversified thickness and the rough inner surface finish make the band selection easy and improve cement retention.

**Always specify the size when ordering e.g.: E1200-06**




CODE		pkg.
<b>E1200-00</b>	Upper right - UR	10
<b>E1300-00</b>	Upper left - UL	10
<b>E1600-00</b>	Lower right - LR	10
<b>E1700-00</b>	Lower left - LL	10
<b>E1205-00</b>	Upper right - UR	5
<b>E1305-00</b>	Upper left - UL	5
<b>E1605-00</b>	Lower right - LR	5
<b>E1705-00</b>	Lower left - LL	5

## K6378-00 RADIO OPAQUE SEPARATORS IN MODULES

Their circular section allows an easy application with special pliers P1141-00 assuring a gradual and comfortable separation of the teeth before the application of the bands. Radio opaque for a secure X-ray visualization.

Pack of 100 modules, 10 rings each



REFERENCE THE CHARTS BELOW FOR AVERAGE SIZING NEEDS

ASSORTMENTS	ASSORTED KIT OF 78 BANDS ON AVERAGE USE	CODE			
quantity each size		<b>E1200-92</b>	6	UR	R
		<b>E1300-92</b>	6	UL	L
		<b>E1600-92</b>	6	LR	R
		<b>E1700-92</b>	6	LL	L

ASSORTMENTS	ASSORTED KIT OF 156 BANDS ON AVERAGE USE	CODE			
quantity each size		<b>E1200-94</b>	6	UR	R
		<b>E1300-94</b>	6	UL	L
		<b>E1600-94</b>	6	LR	R
		<b>E1700-94</b>	6	LL	L



## PREWELDED BANDS

REFERENCE THE CHARTS ON THE PREVIOUS PAGE FOR AVERAGE SIZING NEEDS



### EDGEWISE TECHNIQUE - UPPER

Tube .022"x.028".  
Round tube .051".  
**(G8025-02 - G8025-03)**

CODE		pkg.
<b>E1420-00</b>	Right UR	10
<b>E1430-00</b>	Left UL	10
<b>E1425-00</b>	Right UR	5
<b>E1435-00</b>	Left UL	5




### EDGEWISE TECHNIQUE - LOWER

Tube .022"x.028".  
Round tube .051".  
**(G8025-03 - G8025-02)**

CODE		pkg.
<b>E1460-00</b>	Right LR	10
<b>E1470-00</b>	Left LL	10
<b>E1465-00</b>	Right LR	5
<b>E1475-00</b>	Left LL	5

### ANDREWS ROTH BOSTON ALEXANDER TECHNIQUE - UPPER

Tube .022"x.028".  
Torque -10°, rotation +8°.  
Round tube .051".  
**(G8325-02 - G8325-03)**



CODE		pkg.
<b>E1520-00</b>	Right UR	10
<b>E1530-00</b>	Left UL	10
<b>E1525-00</b>	Right UR	5
<b>E1535-00</b>	Left UL	5

### ANDREWS ROTH BOSTON ALEXANDER TECHNIQUE - LOWER

Tube .022"x.028".  
Torque -25°, rotation +8°.  
Round tube .051".  
**(G8325-06 - G8325-07)**



CODE		pkg.
<b>E1560-00</b>	Right LR	10
<b>E1570-00</b>	Left LL	10
<b>E1565-00</b>	Right LR	5
<b>E1575-00</b>	Left LL	5

## CONVERTIBLE MIM® BUCCAL TUBES

The laser welded convertible cap prevents from any detachment and it is easy removable with the special Leone instrument P1090-00 (Page 50). Every tube is available either in the DB version, or prewelded to CALIBRA®.

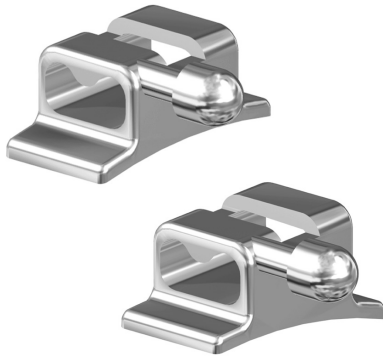
Packs of 10. Packs of 100 on request.

CODE		lo					
			torque	rect. tube rot.	diam. tube rond	rect. tube slot	wel-dable tubes
<p>auxiliary tube .018"x.025"</p>	<b>G8184-22</b>		0°	0°	.045"occl.	.018"	R
	<b>G8184-23</b>	6/6	0°	0°	.045"occl.	.018"	L
	<b>G8124-22</b>	6/6	0°	0°	.045"occl.	.022"	R
	<b>G8124-23</b>		0°	0°	.045"occl.	.022"	L
	<b>G8185-12</b>		0°	0°	.051"occl.	.018"	R
	<b>G8185-13</b>	6/6	0°	0°	.051"occl.	.018"	L
	<b>G8125-12</b>	6/6	0°	0°	.051"occl.	.022"	R
	<b>G8125-13</b>		0°	0°	.051"occl.	.022"	L
	<b>G8484-22</b>		-10°	+8°	.045"occl.	.018"	R
	<b>G8484-23</b>	6/6	-10°	+8°	.045"occl.	.018"	L
	<b>G8424-22</b>	6/6	-10°	+8°	.045"occl.	.022"	R
	<b>G8424-23</b>		-10°	+8°	.045"occl.	.022"	L
	<b>G8485-12</b>		-10°	+8°	.051"occl.	.018"	R
	<b>G8485-13</b>	6/6	-10°	+8°	.051"occl.	.018"	L
	<b>G8425-12</b>	6/6	-10°	+8°	.051"occl.	.022"	R
	<b>G8425-13</b>		-10°	+8°	.051"occl.	.022"	L
<p>auxiliary tube .018"x.025"</p>	<b>G8170-16</b>		0°	0°		.018"	R
	<b>G8170-17</b>	6/6	0°	0°		.018"	L
	<b>G8110-16</b>	6/6	0°	0°		.022"	R
	<b>G8110-17</b>		0°	0°		.022"	L
	<b>G8470-02</b>		-14°	+8°		.018"	R
	<b>G8470-03</b>	6/6	-14°	+8°		.018"	L
	<b>G8410-02</b>	6/6	-14°	+8°		.022"	R
	<b>G8410-03</b>		-14°	+8°		.022"	L
	<b>G8470-06</b>		-25°	+8°		.018"	R
	<b>G8470-07</b>	6/6	-25°	+8°		.018"	L
	<b>G8410-06</b>	6/6	-25°	+8°		.022"	R
	<b>G8410-07</b>		-25°	+8°		.022"	L
<p>auxiliary tube .018"x.025"</p>	<b>G8184-12</b>		0°	0°	.045"occl.	.018"	R
	<b>G8184-13</b>	6/6	0°	0°	.045"occl.	.018"	L
	<b>G8124-12</b>	6/6	0°	0°	.045"occl.	.022"	R
	<b>G8124-13</b>		0°	0°	.045"occl.	.022"	L
	<b>G8185-22</b>		0°	0°	.051"occl.	.018"	R
	<b>G8185-23</b>	6/6	0°	0°	.051"occl.	.018"	L
	<b>G8125-22</b>	6/6	0°	0°	.051"occl.	.022"	R
	<b>G8125-23</b>		0°	0°	.051"occl.	.022"	L
	<b>G8484-12</b>		-10°	+8°	.045"occl.	.018"	R
	<b>G8484-13</b>	6/6	-10°	+8°	.045"occl.	.018"	L
	<b>G8424-12</b>	6/6	-10°	+8°	.045"occl.	.022"	R
	<b>G8424-13</b>		-10°	+8°	.045"occl.	.022"	L
	<b>G8485-22</b>		-10°	+8°	.051"occl.	.018"	R
	<b>G8485-23</b>	6/6	-10°	+8°	.051"occl.	.018"	L
	<b>G8425-22</b>	6/6	-10°	+8°	.051"occl.	.022"	R
	<b>G8425-23</b>		-10°	+8°	.051"occl.	.022"	L
	<b>G8424-32</b>	6/6	-14°	+10°	.045"occl.	.022"	R
	<b>G8424-33</b>	6/6	-14°	+10°	.045"occl.	.022"	L

# CONVERTIBLE MIM® BUCCAL TUBES

CODE		o			torque	rect. tube rot.	diam. tube rond	rect. tube slot	weldable tubes
	<b>G8184-02</b>				0°	0°	.045"ging.	.018"	R
	<b>G8184-03</b>	$\frac{6}{6}$			0°	0°	.045"ging.	.018"	L
	<b>G8124-02</b>	$\frac{6}{6}$			0°	0°	.045"ging.	.022"	R
	<b>G8124-03</b>				0°	0°	.045"ging.	.022"	L
	<b>G8185-02</b>				0°	0°	.051"ging.	.018"	R
	<b>G8185-03</b>	$\frac{6}{6}$			0°	0°	.051"ging.	.018"	L
	<b>G8125-02</b>	$\frac{6}{6}$			0°	0°	.051"ging.	.022"	R
	<b>G8125-03</b>				0°	0°	.051"ging.	.022"	L
	<b>G8484-02</b>				-10°	+8°	.045"ging.	.018"	R
	<b>G8484-03</b>	$\frac{6}{6}$			-10°	+8°	.045"ging..	.018"	L
	<b>G8424-02</b>				-10°	+8°	.045"ging.	.022"	R
	<b>G8424-03</b>				-10°	+8°	.045"ging.	.022"	L
	<b>G8485-02</b>				-10°	+8°	.051"ging.	.018"	R
	<b>G8485-03</b>	$\frac{6}{6}$			-10°	+8°	.051"ging.	.018"	L
	<b>G8425-02</b>				-10°	+8°	.051"ging.	.022"	R
	<b>G8425-03</b>				-10°	+8°	.051"ging.	.022"	L
	<b>G8424-16</b>				-20°	+8°	.045"ging.	.022"	R
	<b>G8424-17</b>				-20°	+8°	.045"ging.	.022"	L
	<b>G8484-06</b>	$\frac{6}{6}$			-25°	+8°	.045"ging.	.018"	R
	<b>G8484-07</b>				-25°	+8°	.045"ging.	.018"	L
<b>G8424-06</b>				-25°	+8°	.045"ging.	.022"	R	
<b>G8424-07</b>				-25°	+8°	.045"ging.	.022"	L	
<b>G8485-06</b>				-25°	+8°	.051"ging.	.018"	R	
<b>G8485-07</b>	$\frac{6}{6}$			-25°	+8°	.051"ging.	.018"	L	
<b>G8425-06</b>				-25°	+8°	.051"ging.	.022"	R	
<b>G8425-07</b>				-25°	+8°	.051"ging.	.022"	L	
	<b>G8181-02</b>				0°	0°		.018"	R
	<b>G8181-03</b>	$\frac{6}{6}$			0°	0°		.018"	L
	<b>G8121-02</b>	$\frac{6}{6}$			0°	0°		.022"	R
	<b>G8121-03</b>				0°	0°		.022"	L
	<b>G8481-02</b>				-10°	+8°		.018"	R
	<b>G8481-03</b>	$\frac{6}{6}$			-10°	+8°		.018"	L
	<b>G8421-02</b>				-10°	+8°		.022"	R
	<b>G8421-03</b>				-10°	+8°		.022"	L
	<b>G8421-16</b>				-20°	+8°		.022"	R
	<b>G8421-17</b>	$\frac{6}{6}$			-20°	+8°		.022"	L
	<b>G8481-06</b>				-25°	+8°		.018"	R
	<b>G8481-07</b>	$\frac{6}{6}$			-25°	+8°		.018"	L
	<b>G8421-06</b>				-25°	+8°		.022"	R
	<b>G8421-07</b>				-25°	+8°		.022"	L

### MIM® LINGUAL TUBE WITH BALL HOOK



- G2846-02** Right
- G2846-03** Left
- G2847-02** Right, rotation -8°
- G2847-03** Left, rotation -8°

The curved flanges adapt to contours of both first and second molars. For use with double wires: .036".

Packs of 10

### LINGUAL BUTTONS



- G2860-00**  
Flat for centering on molars
  - G2865-00**  
Curved for mesial placement on molars
  - G2870-00**  
Deep curved for bicuspid
- Packs of 10

**F2810-00**  
Direct bond eyelet  
Packs of 10

### LINGUAL CLEATS LOW PROFILE



- G2824-00** For molars
- G2822-00** For cuspids and bicuspid

Packs of 100

### CRIMPABLE ARCH STOP



It can be inserted without removing the archwire. Once placed into the mouth, crimp it with a heavy cutter or universal pliers. Suggested for use with coil springs too.

- G9225-18** arches .018"x.025"
- G9228-22** arches .022"x.028"

Packs of 10

### MIM® SURGICAL HOOKS



For intermaxillary post-surgical fixation and tractions. Round edges. Easy to place with plier P1911-00 (Page 50).

CODE	CODE	↔	pkg.
for arch .018"	for arch .022"	mm	
<b>G9620-18</b>	<b>G9620-22</b>	2,0	10
<b>G9650-18</b>	<b>G9650-22</b>	2,0 open	10

## LIGATURE WIRE

Made of stainless steel.



CODE	∅		pkg.
	mm	inch	
<b>K4050-23</b>	0,23	.009	spools of 20 g approx.
<b>K4050-25</b>	0,25	.010	
<b>K4050-28</b>	0,28	.011	
<b>K4050-30</b>	0,30	.012	
<b>K4050-36</b>	0,36	.014	
<b>K4051-23</b>	0,23	.009	reels of 500 g approx.
<b>K4051-25</b>	0,25	.010	
<b>K4051-28</b>	0,28	.011	
<b>K4051-30</b>	0,30	.012	
<b>K4051-36</b>	0,36	.014	

## PREFORMED WIRE KOBAYASHI

Once ligature is ready, a traction hook may be formed with the looped soldered end, suitable for any kind of bracket.

CODE		∅		pkg.
		mm	inch	
<b>K4610-30</b>		0,30	.012	100
<b>K4610-36</b>		0,36	.014	100



## PREFORMED LIGATURE WIRE

CODE		∅		pkg.
		mm	inch	
<b>K4210-23</b>		0,23	.009	1000
<b>K4210-25</b>		0,25	.010	1000
<b>K4210-28</b>		0,28	.011	1000
<b>K4210-30</b>		0,30	.012	1000



## ELASTIC WIRE FOR LIGATURES AND TRACTION

Made of highly elastic, atoxic polyurethane. The rough surface enhances the tightness of ligatures and traction loops.

CODE	∅	pkg.
transparent	mm	
<b>K6125-06</b>	0,6	8 m
<b>K6125-08</b>	0,8	8 m





## ELASTIC CHAINS FOR LIGATURES

Manufactured out from high elastic material with a precision injection moulding process. The perfect ring section facilitates the ligature of the brackets. The use of the mini modules allows for a better control of infections.

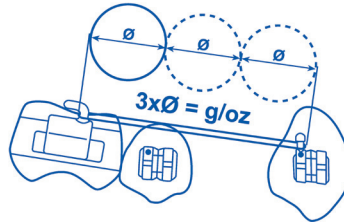


CODE	CODE		∅	pkg.
grey	transparent		inner	
<b>K6460-13</b>	<b>K6420-13</b>	<b>long</b>	1,30 mm	spools
<b>K6465-13</b>	<b>K6425-13</b>	<b>short</b>	1,30 mm	of 5 m
<b>K6466-13</b>	<b>K6426-13</b>	<b>extra short</b>	1,30 mm	(15 feet)

## INTRAORAL ELASTICS

Cut from pure surgical latex tubing. All packages indicate the diameter size and the elastic pull which comes into force when the elastic is stretched three times its diameter. On each bag a colored image is printed, for an immediate identification from young patients.

Packs of 10 bags, 100 elastics approx. each bag



CODE	CODE	CODE	CODE	CODE	∅ inner	
brown 1/8" - 3,2 mm	green 3/16" - 4,8 mm	red 1/4" - 6,4 mm	blue 5/16" - 7,9 mm	orange 3/8" - 9,5 mm		
<b>K0901-02</b>	<b>K0902-02</b>	<b>K0903-02</b>	<b>K0904-02</b>	<b>K0905-02</b>	<b>light</b> 2,5 oz - 70g	
<b>K0906-04</b>	<b>K0907-04</b>	<b>K0908-04</b>	<b>K0909-04</b>	<b>K0910-04</b>	<b>medium</b> 4,5 oz - 126 g	
<b>K0915-06</b>	<b>K0911-06</b>	<b>K0912-06</b>	<b>K0913-06</b>	<b>K0914-06</b>	<b>heavy</b> 6,5 oz - 182 g	

## ELASTIC LIGATURES

Manufactured out from high elastic material with a precision injection moulding process. The perfect ring section facilitates the ligature of the brackets. The use of the mini modules allows for a better control of infections.



## ELASTIC COLORED LIGATURE KIT MINI MODULES

**K7351-93** inner diam. 1,0 mm - **small**

**K7352-93** inner diam. 1,3 mm - **medium**

**K7353-93** inner diam. 1,6 mm - **large**

Packs of 840 rings, 6 mini modules of 10 rings each in 7 colors

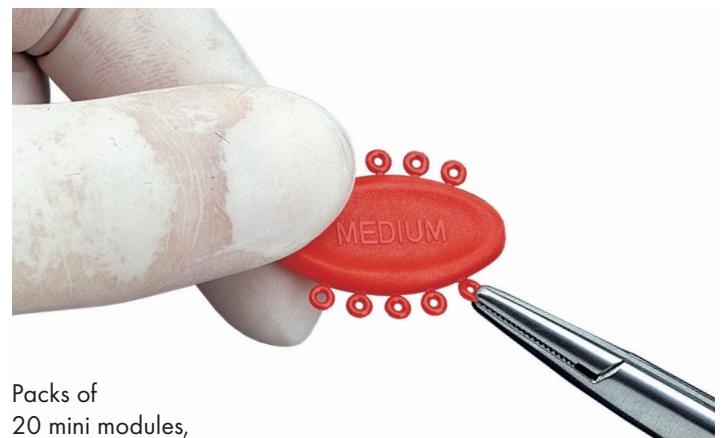
## K7320-93 ELASTIC LIGATURE KIT SILVER AND TRANSPARENT MINI MODULES

Pack of 840 rings:  
84 assorted mini modules of 10 rings each:  
24 small, 36 medium, 24 large



## ELASTIC LIGATURE REFILLS

CODE	CODE	CODE	colour	pcs.
<b>small</b> inner. diam. 1,0 mm	<b>medium</b> inner. diam. 1,3 mm	<b>large</b> inner. diam. 1,6 mm		
<b>K7351-10A</b>	<b>K7352-13A</b>	<b>K7353-16A</b>	blue	200
<b>K7351-10S</b>	<b>K7352-13S</b>	<b>K7353-16S</b>	pink	200
<b>K7351-10V</b>	<b>K7352-13V</b>	<b>K7353-16V</b>	green	200
<b>K7351-10G</b>	<b>K7352-13G</b>	<b>K7353-16G</b>	yellow	200
<b>K7351-10R</b>	<b>K7352-13R</b>	<b>K7353-16R</b>	red	200
<b>K7351-10E</b>	<b>K7352-13E</b>	<b>K7353-16E</b>	orange	200
<b>K7351-10L</b>	<b>K7352-13L</b>	<b>K7353-16L</b>	purple	200
<b>K7321-10</b>	<b>K7322-13</b>	<b>K7323-16</b>	transpa- rent	200
<b>K7361-10</b>	<b>K7362-13</b>	<b>K7363-16</b>	silver	200



Packs of  
20 mini modules,  
10 rings each

# BONDED RETAINERS

Tooth shaped pads allow the maximum retention strength. Small thickness for a perfect adjustment to the lingual surface, with ease of hygiene and lower patient discomfort.

## UPPER RETAINER CENTRAL TO CENTRAL

**F3812-93**

### UPPER RETAINER CENTRAL TO CENTRAL KIT



Assorted kit of 20

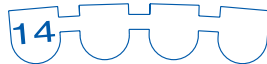
CODE	mm	pkg.
<b>F3812-04</b>	4	10
<b>F3812-06</b>	6	10
<b>F3812-09</b>	9	10

## UPPER RETAINER LATERAL TO LATERAL

**F3822-93**

### UPPER RETAINER LATERAL TO LATERAL KIT

Assorted kit of 20



CODE	mm	pkg.
<b>F3822-14</b>	14	10
<b>F3822-16</b>	16	10
<b>F3822-18</b>	18	10
<b>F3822-20</b>	20	10

## LOWER RETAINER CUSPID TO CUSPID

**F3836-93**

### LOWER RETAINER CUSPID TO CUSPID KIT

Assorted kit of 10



CODE	mm	pkg.
<b>F3836-29</b>	29	2
<b>F3836-31</b>	31	2
<b>F3836-33</b>	33	2
<b>F3836-35</b>	35	2
<b>F3836-37</b>	37	2

# ORTHODONTIC MINI IMPLANTS

## SELF-DRILLING

The special design of the devices makes the insertion possible without the need of any pre drilling to prepare the implant site. The endosseous portion of the self-drilling mini implant features one apical portion (2 mm long) drill shaped in order to punch the bone and one threaded portion (1,75 mm in diameter and 6 mm long) with self-tapping coil for anchorage to the bone.

### CLOSED DUAL SLOT



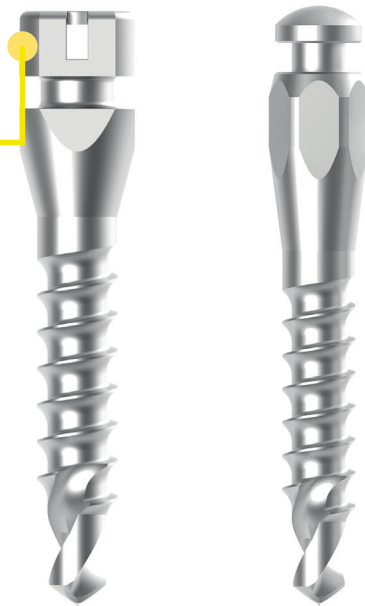
### NO OSSEOINTEGRATION

MADE OF SURGICAL STAINLESS STEEL, EASY REMOVABLE

low head      high head



**NON-STERILE PACKAGE WITH IMPLANT CARRIER AND VIAL CAP**  
COLOR CODED



**SELF-DRILLING TIP**  
DRILL SHAPED



**GROOVE**  
FOR EASY APPLICATION OF ELASTICS AND ELASTIC CHAINS

### INFORMATION FOR DISTRIBUTORS OF ORTHODONTIC MINI IMPLANTS, "INTENDED USE", "RESPONSIBILITY", "SURVEILLANCE"

The 93/42EEC directive on medical devices is the official reference that dictates the regulations for marketing medical devices. The directive provides indications for all the phases of existence for the device (from the project phase through the traceability system, and surveillance), and it identifies all the characters who have to comply with the directive itself, which includes not only the manufactures, but also the distributors, the buyers, and even the users. As for the responsibilities of the single competence, Leone S.p.A. recommends to its direct clients, dental depots and exclusive dealers to follow and maintain the indications, warnings, and information for the univocal identification of the medical devices, as provided by the manufacturer on the labels, during all the marketing phases. With specific regard to Class IIB implantable products, all dental depots and exclusive dealers of Leone S.p.A. are required to keep records of the distribution of medical devices as of traceability available for verification, in case of need to trace back a product or its user in a univocal way.





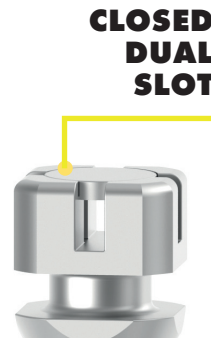
# SELF-DRILLING ORTHODONTIC MINI IMPLANTS WITH CLOSED DUAL SLOT

The head of the mini implant is available in two transmucosal heights and has a **closed dual slot** for the application of wire and/or spring segments. The **closed dual slot** section is .018"x.025" and can accommodate round or rectangular wires. A minimal invasive surgical procedure is needed: in one phase, transmucosal with very good primary stability for immediate application of the orthodontic traction.

Mini implants are supplied non-sterile (for the sterilization process see the instruction for use in the package), please use with the proper adapter for handpiece or with the screwdriver for hand insertion.

Packs of 1

CODE		Ø	
		mm	mm
002-1708P03	low head	1,75	8
			
002-1708P04	high head	1,75	8
			



## 080-1002-01 HANDPIECE ADAPTER FOR MINI IMPLANTS WITH CLOSED DUAL SLOT

For use with the handpiece for the insertion of self-drilling mini implants with closed dual slot also in difficult access areas.



## 080-1000-02 SCREWDRIVER FOR MINI IMPLANTS WITH CLOSED DUAL SLOT

### 080-1000-23 REFILL TIP





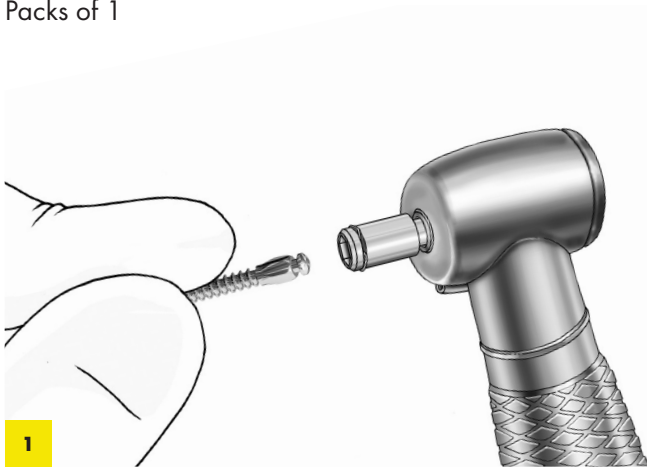


# SELF-DRILLING ORTHODONTIC MINI IMPLANTS

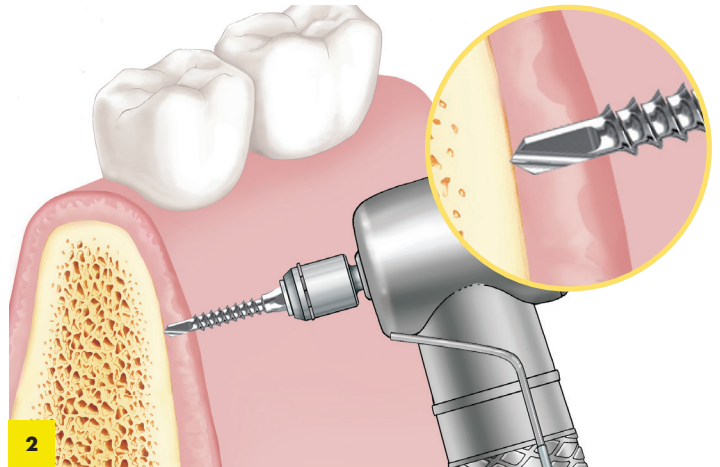
The head of the self-drilling mini implant is available in two transmucosal heights, it is mushroom shaped to facilitate the application of elastic ligatures and coil springs. One stage, transmucosal and minimally invasive surgical technique is needed, with optimal primary stability for the immediate load of the orthodontic appliance. Self-drilling mini implants are supplied not-sterile (for the sterilization process see the instruction for use in the package), to use with the special handpiece adapter. The use of a surgical micromotor is recommended.

Packs of 1

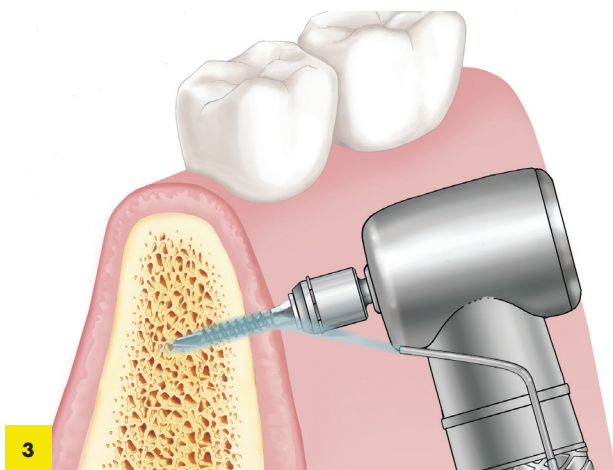
CODE		∅	↔
		mm	mm
002-1708P01	low head	1,75	8
			
002-1708P02	high head	1,75	8
			




Once sterilized insert the head of the mini implant to the handpiece adapter Cat. 080-1002-00 (for Self-Drilling Orthodontic Mini implant) or Cat. 080-1002-01 (for Self-Drilling mini implants with closed dual slot) connected to a surgical micromotor.



Lean the drilling tip of the mini implant on the attached mucosa in the selected area. Exert a pressure gentle enough to punch the soft tissues till the cortical bone is reached.



Set the maximum speed on micromotor to 300 rpm and torque value to 40 Ncm. Start drilling the mini implant while irrigating abundantly with water. Immediately after having reached the cortical bone and as soon as the presence of a softer bone tissue has been detected, reduce the micromotor maximum speed to 50 rpm. Complete the insertion under these parameters.




## 080-1002-00 HANDPIECE ADAPTER

For use with the contra-angle for the insertion of mini implants also in difficult access areas.

### MINI IMPLANT EXTRACTION.

AT THE END OF TREATMENT, AND NEVER LATER THAN 6 MONTHS, THE MINI IMPLANTS HAVE TO BE REMOVED. TO REMOVE MINI IMPLANTS, THE SAME INSTRUMENTS ALREADY EMPLOYED FOR THE INSERTION CAN BE USED BY TURNING THEM COUNTERCLOCKWISE.

 The pictures and information described in this page have informative purpose only and they are not intended to furnish any therapeutic advice for the dental surgeon, the dentist, the dental technician or the patient. Leone Spa expressly disclaims any liability neither will furnish any warranty regarding the exactness or the conformance of the information furnished in these pages.

## FACE MASKS

Used for treatment of maxillary insufficiencies, prognathism of the mandible and cleft palate. The reverse orthopaedic pull between maxilla and mandible facilitates the subsequent orthodontic treatment. Made of stainless steel wire and non toxic acrylic, it can be adapted to perform any individual size adjustment, either vertical or horizontal. All attachments are locked by set screws in metal housings. Face masks with zygomatic holds feature an adjustable strap band.

Packs of: 1 face mask, 1 screw wrench, instructions for use in a sleeve for patient



### REPLACEMENT PARTS

- M0777-00** Chin pad Pack of 1
- M0778-00** Forehead pad Pack of 1
- M0779-00** Zygomatic hold pad Pack of 2

	CODE	CODE	CODE	CODE	
<b>WITH HORIZONTAL ADJUSTMENT</b>	BEIGE	RED	YELLOW	GREEN	
	<b>M0774-00</b>	<b>M0774-00R</b>	<b>M0774-00G</b>	<b>M0774-00V</b>	<b>SMALL</b>
	<b>M0776-00</b>	<b>M0776-00R</b>	<b>M0776-00G</b>	<b>M0776-00V</b>	<b>LARGE</b>
	<b>M0773-00</b>				<b>MINI</b>
<b>UNIVERSAL ADJUSTABLE</b>					
	<b>M0775-00</b>	<b>M0775-00R</b>	<b>M0775-00G</b>	<b>M0775-00V</b>	
<b>WITH VERTICAL ADJUSTMENT</b>					
	<b>M0774-01</b>				<b>SMALL</b>
	<b>M0776-01</b>				<b>LARGE</b>
<b>WITH ZYGOMATIC HOLDS</b>					
	<b>M0771-00</b>				
<b>DYNAMIC FACE MASK</b>					
<b>VERTICAL ADJUSTMENT</b>	BLUE	RED			
	<b>M0772-01</b>	<b>M0772-01R</b>			

**ok** ORTHODONTICS  
FOR KIDS

CODE =inner diameter	CODE =inner diameter		
3/8" - 9,5 mm	1/2" - 12,7 mm		
<b>K0935-08</b>	<b>K0936-08</b>	<b>strong</b>	8 oz - 224 gr



### HEADGEAR FOR SAFETY MODULES

High pull. Use with safety release spring modules only. It fits onto safety hooks of spring modules.

Made of hypoallergenic and washable material with comfortable padding. Available in 3 sizes and 2 colors to provide patient's psychological compliance.

Packs of 1

CODE	
blue	
<b>M0805-00</b>	small
<b>M0805-10</b>	medium
<b>M0805-20</b>	large
pink	
<b>M0805-00S</b>	small
<b>M0805-10S</b>	medium
<b>M0805-20S</b>	large



### NECK PAD FOR SAFETY MODULES

Low pull. Same as headgear both for use with safety modules and materials.

Available in 2 colors to provide patient's psychological compliance.

Packs of 10

**M0800-00S** Pink

**M0800-00** Blue

### EXTRAORAL ELASTICS

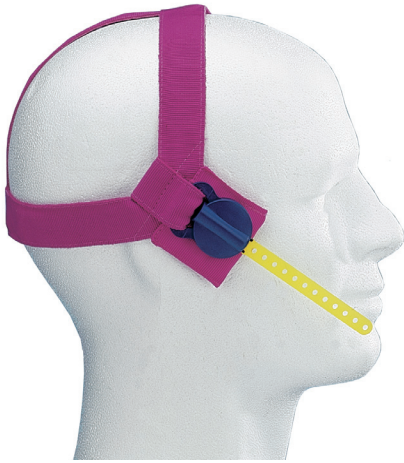
Cut from pure surgical latex.

Pack of 1 bag with 100 elastics approx.



CODE	CODE	CODE	CODE	CODE	∅ inner
3/16" - 4,8 mm	1/4" - 6,4 mm	5/16" - 7,9 mm	3/8" - 9,5 mm	1/2" - 12,7 mm	
<b>K0932-08</b>	<b>K0933-08</b>	<b>K0934-08</b>	<b>K0935-08</b>	<b>K0936-08</b>	<b>strong</b> 8 oz - 224 g

**Caution:** these products contain natural rubber latex that may cause allergic reactions.



## SAFETY RELEASE MODULES

For use with the suitable headgear or neck pads only. Safety clasps disengage the spring strap when tension force exceeds 2 Kg each side.

This system avoids dangerous slingshot rebound injuries of the facebow in case of disconnection from headgear tubes. Coil springs are incorporated into the modules to provide constant traction force. Available in three colour-coded attachment straps showing the force level.

Packs of 10

CODE	light	color
M0810-01	light	transparent
M0810-02	medium	yellow
M0810-03	heavy	blue

### STAINLESS STEEL SPRINGS

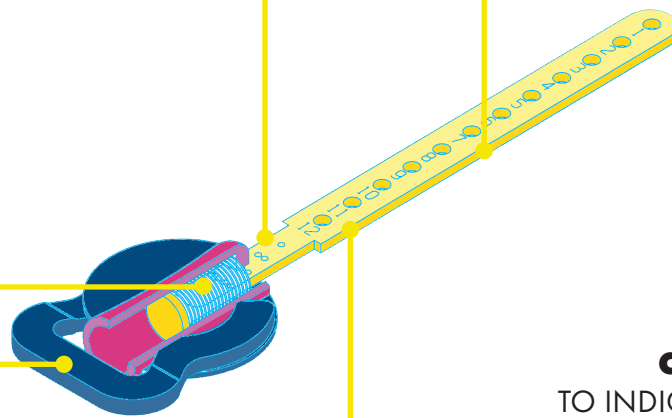
RELEASE PERMANENT FORCES

### SAFETY RELEASE SPRING SYSTEM OF THE FORCE


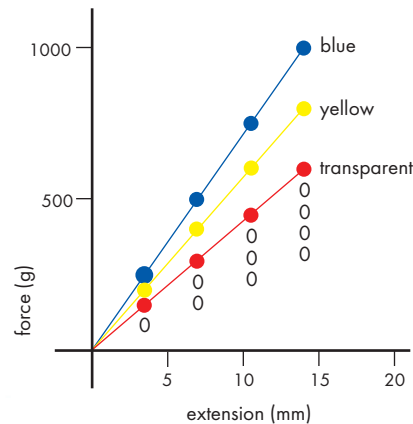
### NOTCH NUMBERED STRAPS FOR THERAPEUTICAL CONTROL

### TOTAL SAFETY FOR THE PATIENT

CLASPS DISENGAGE THE SPRING STRAP WHEN TENSION FORCE EXCEEDS 2 KG EACH SIDE



DIFFERENTLY COLORED STRAPS TO INDICATE THE DIFFERENT SPRING FORCE OF MODULES



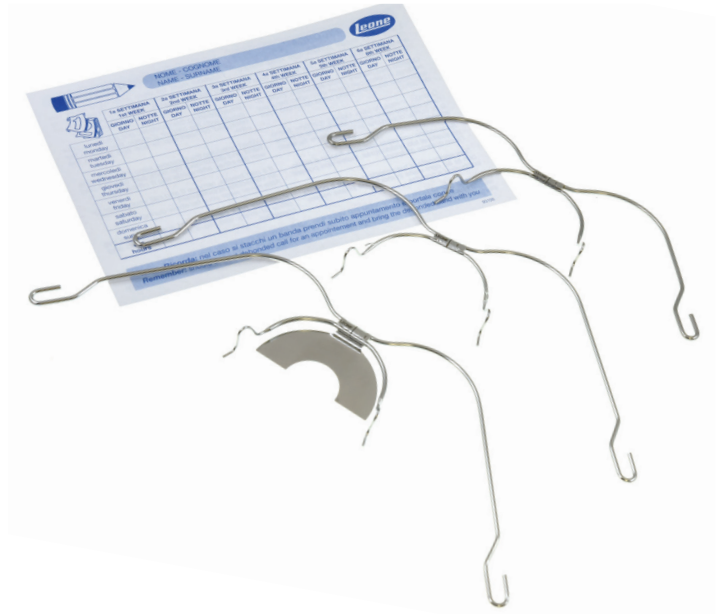
Traction force released by each module can be easily controlled: when 2 notch tension appears on the plastic strap under traction, 2/4 (two fourths) out of the total deliverable force of the spring is going to be released. Above diagram shows the pull forces released by each type of module.



## EXTRAORAL FACEBOWS

Entirely made of biomedical spring stainless steel wire: the outer bow measures 1,80 mm in diameter and the single piece inner bow has a terminal portion of .045" (1,14 mm). The laser welded bows joint, without the presence of solder material, is breakage resistant and avoids allergic reactions due to bimetallism. Midline and number clearly laser marked. Bright polished for maximum hygiene. Outer bow is available in three lengths. Standard size is available with pre-formed loops, bites or double bites, all with the option of hooks for elastics.

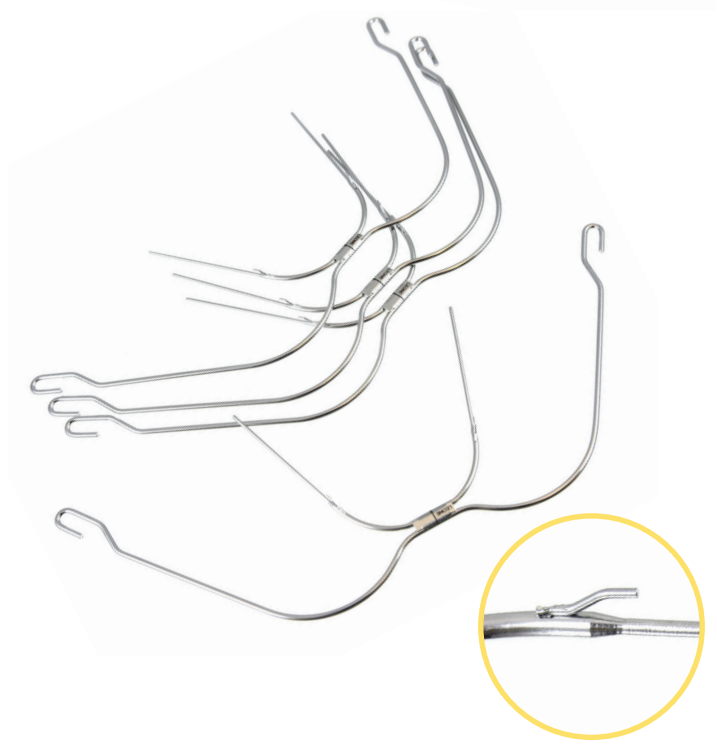
**Caution:** All extraoral facebows are intended for use with Leone M0810 safety modules.



## STANDARD EXTRAORAL FACEBOWS

Thanks to the choice of making the inner stainless steel one-piece bow integral with the end portion of .045" (1,14 mm), the realization of loops and/or bayonet stops does not decrease its structural resistance, by ensuring the transmission of extra oral forces to the tubes on the bands. Outer bow available in three lengths and with the option of elastic hooks.

**Caution:** All extraoral facebows are intended for use with Leone M0810 safety modules.




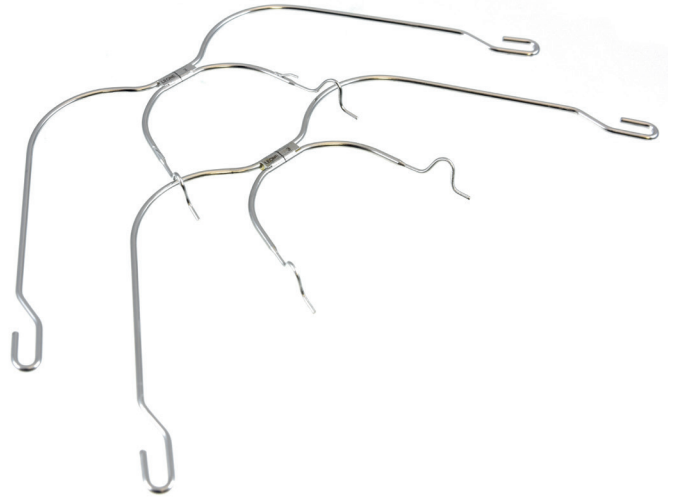
	CODE	pkg.	CODE	pkg.	outer arch diameter		inner arch diameter
	standard facebow		standard facebow with hooks for elastics		mm	mm	inch
extralong outer arch	<b>M4840-00</b>	1			1,80	1,14	.045
	<b>M4840-001</b>	10			1,80	1,14	.045
long outer arch	<b>M4800-00</b>	1	<b>M4801-00</b>	1	1,80	1,14	.045
	<b>M4800-001</b>	10	<b>M4801-001</b>	10	1,80	1,14	.045
short outer arch	<b>M4830-00</b>	1	<b>M4831-00</b>	1	1,80	1,14	.045
	<b>M4830-001</b>	10	<b>M4831-001</b>	10	1,80	1,14	.045



## EXTRAORAL FACEBOWS WITH PRE-FORMED LOOPS

Thanks to the choice of making the inner stainless-steel one-piece bow with the end portion of .045" (1,14mm) or .051" (1,3mm), the preformed loops are easily adaptable to the patient needs but also very breakage resistant. The .045" is available in five sizes while the .051" is available in three sizes.


**Caution:** all extraoral facebows are intended for use with Leone M0810 safety modules.



midline clearly marked

WITH PREFORMED LOOPS		CODE	pkg.	CODE	pkg.	CODE	pkg.	CODE	pkg.	
d = intermolar width from loop to loop in millimeter	d	long outer bow		long outer bow		short outer bow		short outer bow		size
	83	<b>M4805-01</b>	1	<b>M4805-011</b>	10	<b>M4835-01</b>	1	<b>M4835-011</b>	10	1
	90	<b>M4805-02</b>	1	<b>M4805-021</b>	10	<b>M4835-02</b>	1	<b>M4835-021</b>	10	2
	97	<b>M4805-03</b>	1	<b>M4805-031</b>	10	<b>M4835-03</b>	1	<b>M4835-031</b>	10	3
	104	<b>M4805-04</b>	1	<b>M4805-041</b>	10	<b>M4835-04</b>	1	<b>M4835-041</b>	10	4
	111	<b>M4805-05</b>	1	<b>M4805-051</b>	10	<b>M4835-05</b>	1	<b>M4835-051</b>	10	5

WITH PREFORMED LOOPS		CODE	pkg.	
d = intermolar width from loop to loop in millimeter	d	long outer bow		size
	90	<b>M4805-52</b>	1	2
	97	<b>M4805-53</b>	1	3
	104	<b>M4805-54</b>	1	4



**Caution:** these are not intended to be used with the tubes with inner diameter of .045"



**M3309-00**  
**FACEBOW SCREW STOP**

Made of stainless steel. For use with wire 1,14 mm (.045") in diameter.  
Pack of 10

**M3309-95**  
**FACEBOW SCREW STOP KIT**

It includes:  
50 stop screws and 1 screw-driver



**M0790-00**  
**HEADGEAR WITH CHIN CAP**

For correction of Class III malocclusions with prognathism of the mandible. Headgear and elastic tractions are fully adaptable; the chin cap in natural leather assures an ideal fit to any face. Color: blue.  
Pack of 1

**REPLACEMENT PARTS**

- M0791-00** Chin pad Pack of 1
- M0791-01** Elastics Pack of 2

**LIP BUMPER**

Made of biomedical stainless steel .045" wire.  
Non toxic techno-polymer labial coating.

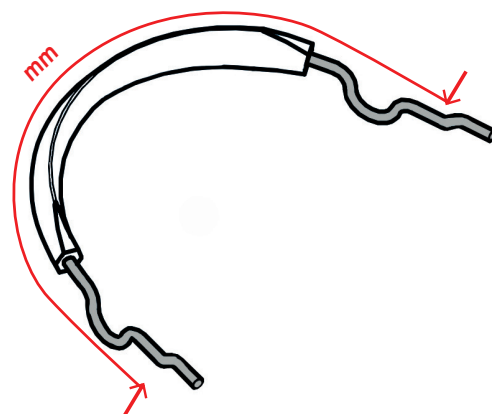


- M3050-00** without loops
- M3051-00** with loops



**LIP BUMPER WITH LOOPS AND BAYONET STOPS**

CODE	pkg.	CODE	pkg.	size	mm
<b>M3051-01</b>	1	<b>M3051-011</b>	10	1	76
<b>M3051-02</b>	1	<b>M3051-012</b>	10	2	80
<b>M3051-03</b>	1	<b>M3051-013</b>	10	3	84
<b>M3051-04</b>	1	<b>M3051-014</b>	10	4	88
<b>M3051-05</b>	1	<b>M3051-015</b>	10	5	92



## CLASS II CORRECTOR

The non-compliance device for Class II correction. The small sizes of the device allow for optimum patient comfort while the constant and light force delivered by the spring **MEMORIA**<sup>®</sup> 200 g, located inside the plunger, stimulates the mandibular advancement. In this **new version**, the **fluidity of movement and the strength of the telescopic mechanism are improved**. The packages include all the needful parts for the application of a bilateral correction device.



Available in **3 lengths** with both mesial and distal fitting to upper molar tube, for a total of 6 possible positions in the mouth. When used in the mesial position, it can be placed on a single direct-bonding tube without the need of band or round tube.



EXTRA-SHORT



SHORT



LONG



### MESIAL SUPPORT TO VESTIBULAR TUBE

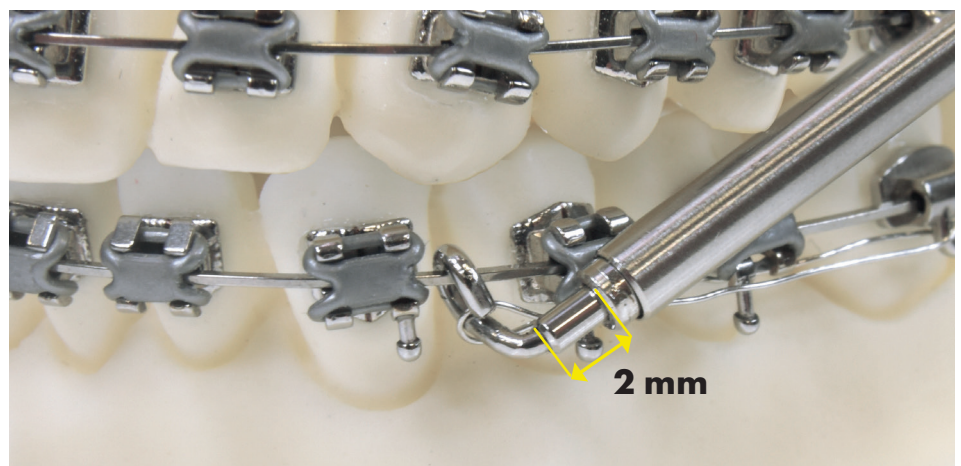


### DISTAL SUPPORT TO VESTIBULAR TUBE



1:1


To avoid breakage, the device should not be mounted at full compression: once in the mouth in habitual occlusion, a portion of the plunger coming out of the tube for at least **2 mm** should be visible.





**AVAILABLE IN 2 VERSIONS:**

**1 WITH ANTERIOR EYELET**



**2 WITH ANTERIOR HOOK**



CODE	CODE					
WITH ANTERIOR EYELET	WITH ANTERIOR HOOK	Type	Length at full expansion (passive configuration)	Length at full compression (including 2 mm additional possible compensation)	Maximum safety stroke of spring	Maximum opening allowed to prevent disassembly
<b>M2302-00</b>	<b>M2301-00</b>	<b>extra short</b>	31 mm	25 mm	7,5 mm	48 mm *
<b>M2302-01</b>	<b>M2301-01</b>	<b>short</b>	35 mm	28 mm	10 mm	56 mm *
<b>M2302-02</b>	<b>M2301-02</b>	<b>long</b>	40 mm	33 mm	10 mm	62 mm *

\*Distance between the 2 eyelets or hooks of anchorage

**M2301-91**

**CLASS II CORRECTOR KIT WITH ANTERIOR HOOK**

Pack of **3 correctors** with anterior hook (**1 extra-short, 1 short, 1 long**) and 6 measuring gauges


**M2302-91**

**CLASS II CORRECTOR KIT WITH ANTERIOR EYELET**

Pack of **3 correctors** with anterior eyelet (**1 extra-short, 1 short, 1 long**) and 6 measuring gauges



With the help of this measuring gauge, it will be simple and intuitive to determine which of the three available lengths will be the correct one.



**P1904-00**  
**LIGHT WIRE PLIERS**

Longer and more tapered beaks than Angle pliers. Excellent for bending small diameter loops. For wires up to .018" (0,46 mm).



**P1154-00**  
**OPTICAL STYLE**  
**PLIER, MEDIUM TIP**

For wires up to .028" (0,71 mm).



 **P1155-00**  
**OPTICAL STYLE**  
**PLIER, LARGE TIP**

For wires up to .032" (0,80 mm).



**P1905-00**  
**RECTANGULAR ARCH**  
**PLIERS TWEED STYLE**  
**SHORT JAW**

For use with square or rectangular wires. The blades are designed to be parallel at .020" (0,51 mm) pliers opening. Working edges are carefully bevelled with a diamond hone to prevent wire scoring.



**P1906-00**  
**THREE JAW PLIERS**  
**ADERER STYLE MEDIUM**

For wires up to .036" (0,91 mm).



**P1075-01**  
**THREE JAW PLIERS**  
**ADERER STYLE THIN**

For round wires up to .020" (0,51 mm) and rectangular up to .021"x.025" (0,53x0,64 mm).





**P1900-00**  
**BIRD BEAK PLIERS**  
**ANGLE STYLE**

Necessary for working round wires up to .032" (0,80 mm) in diameter. The beaks are .040" (1,02 mm) at the tip. A 9° angle is ground on the sides of pyramid beak to allow for wire springback. Beaks are parallel at .020" (0,51 mm) pliers opening.



**P1901-00**  
**LOOP FORMING PLIERS**  
**TWEED STYLE**

A plier designed to make loops in round or rectangular wires up to .022"x.028" (0,56x0,71 mm). The cylindrical beaks have two sections: .043" (1,09 mm) and .063" (1,60 mm).



**P1903-00**  
**YOUNG STYLE PLIERS**

For wires up to .040" (1,02 mm).



**P1907-00**  
**HOW STYLE PLIERS**  
**STRAIGHT**

The 3/32" (2,4 mm) gripping pads are serrated and shaped so that their center line coincides with the axis of rotation of the pliers. Beaks are rounded to be completely lip safe.



**P1908-00**  
**HOW STYLE PLIERS**  
**STRAIGHT**

Exactly the same as P1097-00. With 1/8" (3,2 mm) gripping pads.



**P1909-00**  
**HOW STYLE PLIERS**  
**OFFSET**

Exactly the same as P1908-00 with tips incorporating a 45° offset angle.



**P1910-00**  
**WEINGART STYLE**  
**PLIERS**

Classical design, the tips are carefully rounded to make this pliers completely mouth safe. Useful for removal of ceramics.



**P1915-00**  
**DISTAL END CUTTER**  
**WITH SAFETY HOLD**

The small dimensions do not interfere with quality. It cuts archwires and safely holds the loose distal end.

- Caution:** maximum cutting capacity:
- rectangular wire up to .022"x.028" (0,56x0,71 mm);
  - round wire up to .020" (0,51 mm);
  - twist wire up to .016" (0,41 mm).



**P1911-00**  
**STOP AND SURGICAL**  
**HOOK CRIMPING**  
**PLIERS**

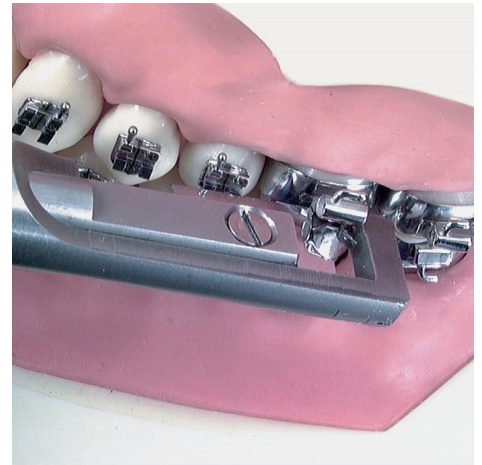

A plier designed to crimp surgical hooks in the archwire. It can also be used to fix round or rectangular stops.



**P1914-00**  
**MICRO DISTAL END CUTTER**  
**WITH SAFETY HOLD**  
**LONG HANDLES**

The retracted position of 10° angled hand grip affords a wider view in the oral cavity.

- Caution:** maximum cutting capacity:
- rectangular wire up to .022"x.028" (0,56x0,71 mm);
  - round wire up to .020" (0,51 mm);
  - twist wire up to .016" (0,41 mm).



**P1090-00**  
**CAP REMOVER**  
**FOR CONVERTIBLE**  
**TUBES**


It makes the conversion of rectangular tube easy when banding of the second molar is required. Autoclavable.

**P1090-01**  
**REPLACEABLE TIPS P1090-00**  
Pack of 2



**P1530-00**  
**LABORATORY PLIERS**  
**ADAMS STYLE**

Large tips with tungsten carbide inserts. Necessary for bending wires in the laboratory. A round cone tip of .052" (1,3mm) and a pyramid beak of .056" (1,4mm). For wires up to .060" (1,5mm)  
 Excellent for Crozat technique.



**P1034-00**  
**THREE JAW PLIERS**  
**ROUND**

Very sturdy, does not score wires. Suitable for bending the arms of expanders. For wires up to 1,5 mm. (.059")



**P1099-00**  
**HEAVY DUTY CUTTER**

For hard wires up to .060" (1,5mm)



**P1162-00**  
**UNIVERSAL PLIERS**

Extremely tapered design. For wires up to .036" (0,9mm)



**P1163-00**  
**UNIVERSAL PLIERS**

Classic design. For wires up to .036" (0,9mm)



**P1917-00**  
**HARD WIRE CUTTER**

For cutting orthodontic wires for fixed technique any size.


**Caution:** maximum cutting capacity:  
 - rectangular wire up to .022"x.028" (0,56x0,71 mm);  
 - round wire up to .020" (0,51 mm).



**P1919-00**  
**MINIATURE**  
**LIGATURE CUTTER**

For soft wires.

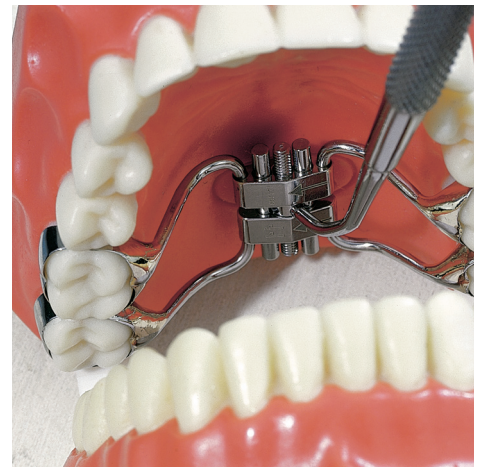
**Caution:** maximum cutting capacity: ligature wire up to .014" (0,36 mm).



**P1923-00**  
**POSTERIOR BAND**  
**REMOVING PLIERS**  
**SHORT**

Necessary for removal of posterior bands. A plastic padded tip and a sharp removing beak allow, with a slight pressure, high precision band removal.

**P1453-00**  
**REPLACEMENT PAD**  
**3/16" (4,8 MM)**  
**FOR P1923-00**




**P1621-00**  
**INSTRUMENT FOR**  
**ENDORAL ACTIVATION**

Suggested for use with multifunctional orthodontic screws.



**P1509-00**  
**STAINLESS STEEL UNIVERSAL**  
**BRACKET ALTIMETER**

A small device for measurement of the right height of bracket slots.



**P1026-00**  
**D.B. BRACKET TWEEZERS**

It holds any type of bracket, from a wide twin to a single one.

Self-locking of the bracket and release by pressure.

Several tweezers can be pre-loaded with brackets to bond them one after the other.




**P1098-00**  
**UTILITY INSTRUMENT**



**P1139-00**  
**LIGATURE TUCKER**

Double ended for placement or removal of elastics. Necessary for tucking metal ligatures.



**P1001-01**  
**BAND DRIVER OFFSET TIP**

Fully made of stainless steel.  
For placement and adjustment of bands. Activation is ease in all positions.  
Seating pressure range 80 up to 1000 g.

**P1002-01**  
**REPLACEMENT TIP FOR P1001-01**

**P1000-01**  
**BAND DRIVER STRAIGHT TIP**  
Exactly the same as P1001-01 but with straight tip.

**P1003-01**  
**REPLACEMENT TIP FOR P1000-01**

**P1505-01**  
**TWISTER**  
**FOR PREFORMED LIGATURE TIES**  
**K4430-25 AND K4480-30**

Fully made of stainless steel. Push the back button to insert the preformed ligature tie. It makes position and final legation easy.







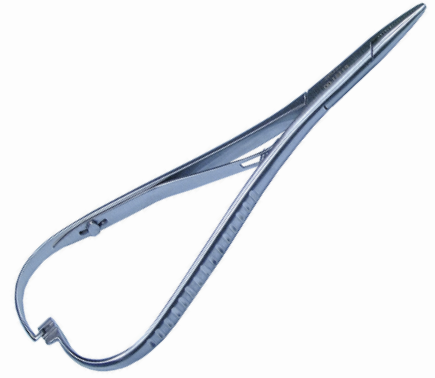
**P1167-00  
TURRET  
BLUE CODE**

For forming rectangular arch wires .016" up to .0215".



**P1168-00  
TURRET  
GOLD CODE**

For forming rectangular arch wires with torque adjustments: 0° - 7° - 10° - 13° - 16°. For use only with wire: .018".



**LIGATURE TYING PLIER  
MATHIEU STYLE**

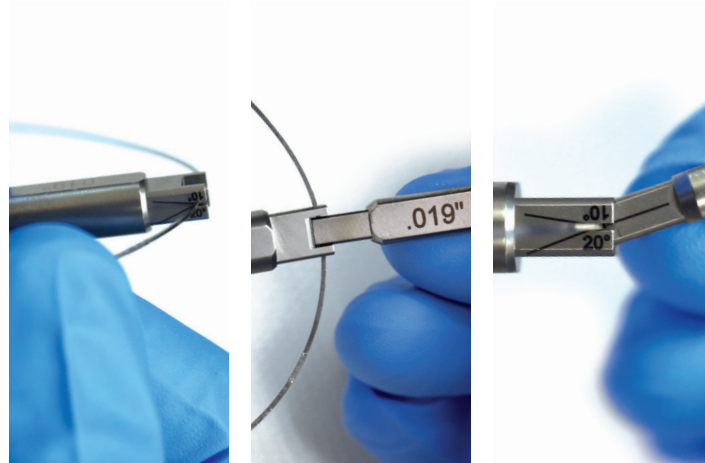
**P1160-00** Tips of 2,5 mm

**P1161-00** Tips of 1,5 mm



**P1089-00  
MOSQUITO  
FORCEPS OFFSET**

**P1088-00  
MOSQUITO  
FORCEPS STRAIGHT**



**P1635-00  
TORQUING INSTRUMENT  
FOR WIRE .019"X.025" AND .021"X.025" / .027"**

A device consisting of two components to easily apply torque to a portion of arch wire in proximity of a specific bracket. The instrument with the U end is used to mark out and maintain the selected portion of the arch wire. The additional instrument is used to firmly keep the rectangular wire and to apply the desired torque degrees. Thanks to the presence of a laser marked protractor, it is possible to check the degrees of torque given. One instrument end is for arch wires .019"x.025", the other for .021"x.025" / .027"





**R3712-00**  
**QUADRANGULAR**  
**WAX STICKS**

Wax in 25 cm long sticks, 3x3 mm cross section. The special adherence and high workability make it useful to border the impression trays to fit the edges of the functional impression.  
 Pack of 110 sticks



**R3710-00**  
**UTILITY WAX**

Highly soft wax in strips which bends at room temperature without breaking. Thanks to its good adherence and high workability, it serves to border the impressions to obtain the base of the mould.  
 Pack of 24 strips



**R3711-00**  
**MODELLING WAX**

Wax in sheets. It moulds, both cold and hot, without breaking.  
 Pack of 500 g




**R3730-00**  
**BITE WAX**

Necessary for taking accurate occlusal impressions. A special aluminium foil lessens distortions, 5 mm thick.  
 Pack of 24

# BIOCOMPATIBLE THERMOFORMING MATERIAL

Discs and square plates made out of PET G (Polyethylene Terephthalate modified with Glycol), a material ideal for thermoforming to manufacture dental aligners and post-treatment aesthetic retainers.

The material conforms to ISO 10993-1, and once formed, it features excellent optical transparency, with highly efficient biomechanical properties.




THERMOFORMABLE		CODE	thickness	pkg.
DISCS Ø 120 mm				
		<b>R7001-05</b>	0,5 mm	25 pcs
		<b>R7001-08</b>	0,8 mm	25 pcs
		<b>R7001-10</b>	1,0 mm	25 pcs
		<b>R7001-15</b>	1,5 mm	15 pcs
		<b>R7001-20</b>	2,0 mm	10 pcs

THERMOFORMABLE		CODE	thickness	pkg.
DISCS Ø 125 mm				
		<b>R7002-05</b>	0,5 mm	25 pcs
		<b>R7002-08</b>	0,8 mm	25 pcs
		<b>R7002-10</b>	1,0 mm	25 pcs
		<b>R7002-15</b>	1,5 mm	15 pcs
		<b>R7002-20</b>	2,0 mm	10 pcs

THERMOFORMABLE		CODE	thickness	pkg.
PLATES 125 x 125 mm				
		<b>R7013-05</b>	0,5 mm	25 pcs
		<b>R7013-08</b>	0,8 mm	25 pcs
		<b>R7013-10</b>	1,0 mm	25 pcs
		<b>R7013-15</b>	1,5 mm	15 pcs
		<b>R7013-20</b>	2,0 mm	10 pcs

# BIOCOMPATIBLE THERMOFORMING MATERIAL HARD/SOFT

Discs and square plates featuring one soft and one hard side. The soft side is made of EVA (Ethylene Vinyl Acetate) and the hard side is made of PET-G (Polyethylene Terephthalate modified with Glycol). Acrylic resin is perfectly combined with the hard side of the thermo-formable material, making it suitable for the fabrication of splints for people suffering from bruxism or as a retentive base in the construction of complex acrylic appliances, such as anti-snoring devices. Once thermoformed, the material will get a high breakage resistance.



HARD/SOFT DISCS Ø 120 mm	CODE	thickness	pkg.
	<b>R7111-02</b>	2 mm	10 pcs
	<b>R7111-03</b>	3 mm	10 pcs

HARD/SOFT DISCS Ø 125 mm	CODE	thickness	pkg.
	<b>R7112-02</b>	2 mm	10 pcs
	<b>R7112-03</b>	3 mm	10 pcs

HARD/SOFT PLATES 125x125 mm	CODE	thickness	pkg.
	<b>R7123-02</b>	2 mm	10 pcs
	<b>R7123-03</b>	3 mm	10 pcs



<b>CALIBRA® BANDS UPPER BICUSPIDS</b>	<b>CALIBRA® BANDS LOWER BICUSPIDS</b>
---	---

5 4 | 4 5

as indication only

5 4 | 4 5

LEONE Calibra - E5101 / E5100-00	G.A.C. Dentsply Sirona Snap-Fit*	AMERICAN ORTH. Mr. Bicuspid*	ORMCO Bicuspid Bands*	DENTAURUM Standard*	UNITEK Contoured*	UNITEK General purpose*	UNITEK Proportioned*	FORESTADENT*	R.M.O. Truform*	LANCER Universal*	LEONE Calibra - E5501 / E5500-00	G.A.C. Dentsply Sirona Snap-Fit*	AMERICAN ORTH. Mr. Bicuspid*	ORMCO Bicuspid Bands*	DENTAURUM Standard*	UNITEK Contoured*	UNITEK General purpose*	UNITEK Proportioned*	FORESTADENT*	R.M.O. Truform*	LANCER Universal*		
1			1	1		00		1			1			1					1				
2		1									2		1	2					2			1	
3		2		2				2	G	1	2		1	3			0	1	3				
4		3	2	3		0		3			3		2	4			1+	4	4	F	2		
5		4	3	4		0+	1	4	G+	2	4		3	5	1	2	5	5					
6				5		1	2	5			5		5	4	6		2+	6	6	F+	3		
7	1	5	4	6		1+		6	H	3	6		6	6	7		3+	8	7			4	
8		7	6	7		2+	4	7	H+		7		8										
9	2	8		8	2		5	8		5	8												
10	3	9	7	9		3	6	9		6	9	1	9	7	8		5	10	8	G	6		
11	4		9	10		4		10		7			8	9				11	9	G+	7		
12		11	10	11		4+	8	11	I+			2	10	9	10	5	5+	12	10	H			
13	5	12	11	12	4		9	12		8	10	3	11	10	11		6+		11			8	
14	6	14	12	13		5	10	13	J	9	11		11	12	7	7	14	12	H+	9			
15	7	15	13	14		6	12	14	J+	10	12	4	13		13		8	16	13			10	
16	8	17	14	15	6	6+		15		11	13		14	12	14	9	8+	17	14	I	11		
17				16		7	13	16	K		14												
18	9	19	15	17	7		14	17		12	15	5	15		15		9+		15	I+	12		
19	10	20	16	18	8	7+	15	18		13	16	6	16	14	16	11	10	19	16			13	
20			17	19		8	16	19	K+	14	17			15	17	12	11	21	17	J	14		
21		21									18	7	17	17	18		12		18			15	
22		22									19	9	19		19	14	12+	23	19	K	16		
23	12	24	19	20	10	9+		20	L	15	20												
24	13	25	20	21		10	19	21		16	21	10	20	19	20	15	13+	25	20				
25	14		21	22			20	22	L+	17	22	11	21		21		14+	27	21	K+	17		
	15	27	22	23	11	10+	21	23	M		23	12	23	21	22	17	15		22			18	
26		28	23	24		11	22	24		18	24		24		23	18	15+	28	23	L	19		
27	16		24	25	12	11+	23	25		19	25	13		22	24		16	29	24	L+	20		
28		29									26		26										
29		30	25	26		12+	24	26	M+	20	27		28		25		17	31	25	M	21		
30	17		26	27	13	13	25	27		21	28	14	29	25	26		18	33	26			22	
31		31			14						29												
32	18	32	28	28		13+	27	28	N	22	30		30	26	27		19	34	27	M+	23		
			29	29		14	28	29	N+	23	31	16		27	28	22	19+	35	28				
	19		31	30		15	29	30		24	32	17	31	28	29		20	36	29			24	
			32	31		30	31			25			32	29	30				30			25	
	20			32				32						30	31				38	31		26	
															32							27	

\* it is not a trademark of Leone S.p.A. and Leone America Dental Products inc.



<b>CALIBRA® UPPER 1<sup>st</sup> MOLAR</b>	<b>CALIBRA® LOWER 1<sup>st</sup> MOLAR</b>
--	--

6 | 6

as indication only

6 | 6

LEONE Calibra - E1200/E1300-00	G.A.C. Dentsply Sirona Snap-Fit*	AMERICAN ORTH. MRI Contoured*	ORMCO Standard High-Retention*	ORMCO Ultima*	ORMCO Washbon*	DENTAURUM Standard*	DENTAURUM Dentiform*	UNITEK Narrow Contoured*	UNITEK General Purpose*	FORESTADENT W Fit Form*	HENRY SCHEIN Epic*	R.M.O. Truform*	LANCER Original*	LEONE Calibra - E1600/E1700-00	G.A.C. Dentsply Sirona Snap-Fit*	AMERICAN ORTH. MRI Contoured*	ORMCO Standard High-Retention*	ORMCO Ultima*	ORMCO Washbon*	DENTAURUM Standard*	DENTAURUM Dentiform*	UNITEK Narrow Contoured*	UNITEK General Purpose*	FORESTADENT W Fit Form*	HENRY SCHEIN Epic*	R.M.O. Truform*	LANCER Original*			
						1						3									1				28,5			2		
						2	1														2							3		
						2		29				5		1	3					3					29,5					
						3		29,5					1	2	4				1	4								4		
						3			1					3	5		1		2	1										
						4	4				1	6	2	4	6				3	2	5			30						
						5			30	2	2	7	3	5	7			2		3							5	1		
						6	5		30,5					6	8				4	4	6						1		2	
						7				3			4	7			3		5		7			30,5	2		6			
						8				4	4		5	8						5							2		3	
						9	31			4		8		9	9	1,5	4			8							7	4		
						10		31		5		9	6	10	10		5		6	6	9	31	31			3				
						11	31,5	31,5		6	5		8	11	11		6	5		7	10					4	3	8	5	
						12		32	32	6				12	12		7	7	8	11	11	31,5			5	4	9			
						13				7	6	11	9	13	13		8	8	9		12			32	6		10	7		
						14				8				14	14		9	9		10	13					5			8	
						15				9				15	15		10	10		11	14	32,5			8			9		
						16				10				16	16		11	11		12	14	33			9	7	12	10		
						17				11				17	17		12	12		13	15									
						18				12				18	18		13	13		14	16									
						19				13				19	19		14	14		15	17									
						20				14				20	20		15	15		16	18	34,5	34,5	13			16	14		
						21				15				21	21		16	16		17	19	35	35				17			
						22				16				22	22		17	17		18	20	36,5								
						23				17				23	23		18	18		19	21	36,5								
						24				18				24	24		19	19		20	22	37	37							
						25				19				25	25		20	20		21	23	37,5	37,5							
						26				20				26	26		21	21		22	24									
						27				21				27	27		22	22		23	25									
						28				22				28	28		23	23		24	26									
						29				23				29	29		24	24		25	27									
						30				24				30	30		25	25		26	28									
						31				25				31	31		26	26		27	29									
						32				26				32	32		27	27		28	30									
						33				27				33	33		28	28		29	31									
						34				28				34	34		29	29		30	32									
						35				29				35	35		30	30		31	33									
						36				30				36	36		31	31		32	34									

\* it is not a trademark of Leone S.p.A. and Leone America Dental Products inc.

CONVERSION CHARTS

inch	mm	inch	mm	inch	mm	inch	mm	inch	mm
.001	0,03	.017	0,43	.033	0,84	.049	1,24	.065	1,65
.002	0,05	.018	0,46	.034	0,86	.050	1,27	.066	1,68
.003	0,08	.019	0,48	.035	0,89	.051	1,30	.067	1,70
.004	0,10	.020	0,51	.036	0,91	.052	1,32	.068	1,73
.005	0,13	.021	0,53	.037	0,94	.053	1,35	.069	1,75
.006	0,15	.022	0,56	.038	0,96	.054	1,37	.070	1,78
.007	0,18	.023	0,58	.039	0,99	.055	1,40	.071	1,80
.008	0,20	.024	0,61	.040	1,02	.056	1,42	.072	1,83
.009	0,23	.025	0,64	.041	1,04	.057	1,45	.073	1,85
.010	0,25	.026	0,66	.042	1,07	.058	1,47	.074	1,88
.011	0,28	.027	0,69	.043	1,09	.059	1,50	.075	1,90
.012	0,30	.028	0,71	.044	1,12	.060	1,52	.076	1,93
.013	0,33	.029	0,74	.045	1,14	.061	1,55	.077	1,96
.014	0,36	.030	0,76	.046	1,17	.062	1,57	.078	1,98
.015	0,38	.031	0,79	.047	1,19	.063	1,60	.079	2,01
.016	0,41	.032	0,81	.048	1,22	.064	1,63	.080	2,03

inch	mm
1/64"	= .0156 0,40
1/32"	= .0312 0,79
1/16"	= .0625 1,59
1/8"	= .125 3,18
1/4"	= .250 6,35
3/8"	= .375 9,52
1/2"	= .5 12,70
5/8"	= .625 15,88
3/4"	= .75 19,05
7/8"	= .875 22,22
1"	= 1.0 25,40

1 mg	= 0,0154 grains
1 g	= 1000 mg = 0,0353 oz
1 Kg	= 1000 g = 2.2046 lb
1 ounce	= 28,35 g
1 pound	= 16 ounce = 0,4536 Kg

1 inch	= 25,40 mm
1 mm	= 0,0394 inch
1 N/mmq	= 145.14 p.s.i.
1 p.s.i.	= 0,00689 N/mmq

FDI SYSTEM	18	17	16	15	14	13	12	11	21	22	23	24	25	26	27	28
	48	47	46	45	44	43	42	41	31	32	33	34	35	36	37	38

CATALOGUE SYMBOLS

On the various tables of catalogue we used symbols to better indicate the characteristics of our products. Below are the symbols used:	dimensions		angulation		
	diameter		rotation of tube		
one turn of screw		inner diameter		upper right	
expansion		torque of bracket		upper left	
length		torque of tube		lower right	
height		slot		lower left	

Safety data sheets of our products can be downloaded from our web site: [www.leone.it](http://www.leone.it)

**PRODUCT LABEL SYMBOLS**

The label on the package of any medical device set on the market will show the symbols in compliance with the harmonized standards. The symbols marked with a single (\*) are based on the ISO 21531, ISO 15223-1 and on the 93/42EEC Directive. The symbols marked with double (\*\*) have been instead adapted by Leone.

manufacturer's trade name and address	(*)	manufacturer's catalogue code	(*)	code number and product description in different languages	
CE mark (made in compliance with 93/42EEC Directive on class IIA or IIB medical devices)	(*)	expiry date, if the product is perishable (year/month/day)	(*)	storage temperature	(*)
lot number* (indicated by LOT mark)	(*)	for professional use only	(**)	for single use only	(*)
keep dry	(*)	this product contains Nickel-Chromium: possible allergic reactions	(**)	keep away from sunlight	(*)
CE mark (made in compliance with 93/42EEC Directive on Class I medical devices)	(*)	read the documents enclosed	(*)	gamma-ray sterilized	(*)
titanium	(*)	surgical steel	(*)	this product contains Chromium: possible allergic reactions	(**)
autoclavable at temperature indicated	(*)	with content or presence of natural rubber latex	(*)	non-sterile	(*)
do not use if package is damaged	(*)	read the instructions for use enclosed	(*)	bar code or Data Matrix	

\*Unless otherwise indicated, the LOT number explains the date of manufacture with the key YYMMDDNN (YY year, MM month, DD day, NN Leone progressive internal number of the lot). For example: 19021902 indicates the lot no. 2 of February 19, 2019.