

# POP! expansion screws Perfect Orthodontic Performance

## POP SCREW FOR UPPER ARCH Packs of 10

0,8 mm      9 mm

yellow	orange	red	green	silver	assorted colors
A4805-14G	A4805-14E	A4805-14R	A4805-14V	A4805-14T	A4805-90 x2


## POP SCREW UNIVERSAL Packs of 10

0,7 mm      8 mm

yellow	orange	red	green	silver	assorted colors
A4800-12G	A4800-12E	A4800-12R	A4800-12V	A4800-12T	A4800-90 x2

# POP!

Perfect Orthodontic Performance



ORTHODONTICS AND IMPLANTOLOGY

**LEONE S.p.a**

Via P. a Quaracchi, 50 • 50019 Sesto Fiorentino  
FIRENZE (Italy) • info@leone.it • www.leone.it

**Export sales dept.:**

Phone: +39.055.3044620 • Fax: +39.055.304405

E-mail: export@leone.it




ORTHODONTICS AND IMPLANTOLOGY

IN-02-15

Patent pending

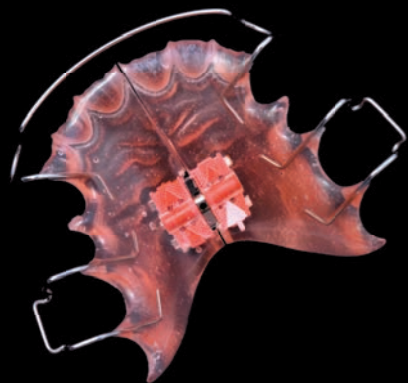
## INNOVATIVE MATERIAL

Made of **stainless steel** and biomedical **techno polymer**.  
Screw body available in five different colors.



## MECHANICAL PROPERTIES


Continuous expansion movement: the high pressure injection of the polymer allows a perfect copy of the male thread of the screw thus ensuring a **steady expansion transmission without the risk of undesired turning back in the mouth**.



The male screw is not in contact with the orthodontic acrylic resin: the function of the screw will not be influenced by the quality of the technical procedure and a non-compliant curing time.

## BIOMECHANICAL EXCELLENCE


The **self-centering rectangular guides** ensure a biomechanical and absolutely **controlled** symmetrical expansion. **The flat shape of the guides** and their flexibility allow the gradual release of the expansion with a **physiological orthodontic movement**.



Patent pending


## COMFORT

The **flexibility** of the screw allows the **adjustments** of any dental regress due to inconsistent use of the appliance by the patient, thus being very effective with **holding devices** following a rapid expansion treatment. The high adaptability of the appliance **enables a comfortable application in the mouth** in the days following re-activation.



## CLEAR OPENING DIRECTION

The **embossed arrows** on the body indicate the **direction of opening**. When using a color of acrylic resin similar to the polymer body, a white arrow provided with the plastic placement tab may be easily applied to make **the direction of activation visible**.



The placement tab, made of two pieces combined with a unique geometry, allows a perfect **protection** of the holes during **the packing of the resin and facilitates the removal after the curing cycle**.

